

MANN+HUMMEL Piclon
High performance two-stage air cleaner
with robust metal housing

Piclon: Two-stage air cleaner with metal housing

The Piclon line from MANN+HUMMEL, with its proven two-stage air cleaners, has long been established in our range of air cleaners.

The air cleaners are particularly robust, have very good filtration characteristics and are excellently suited for use in very dusty conditions with high mechanical loads, e.g.

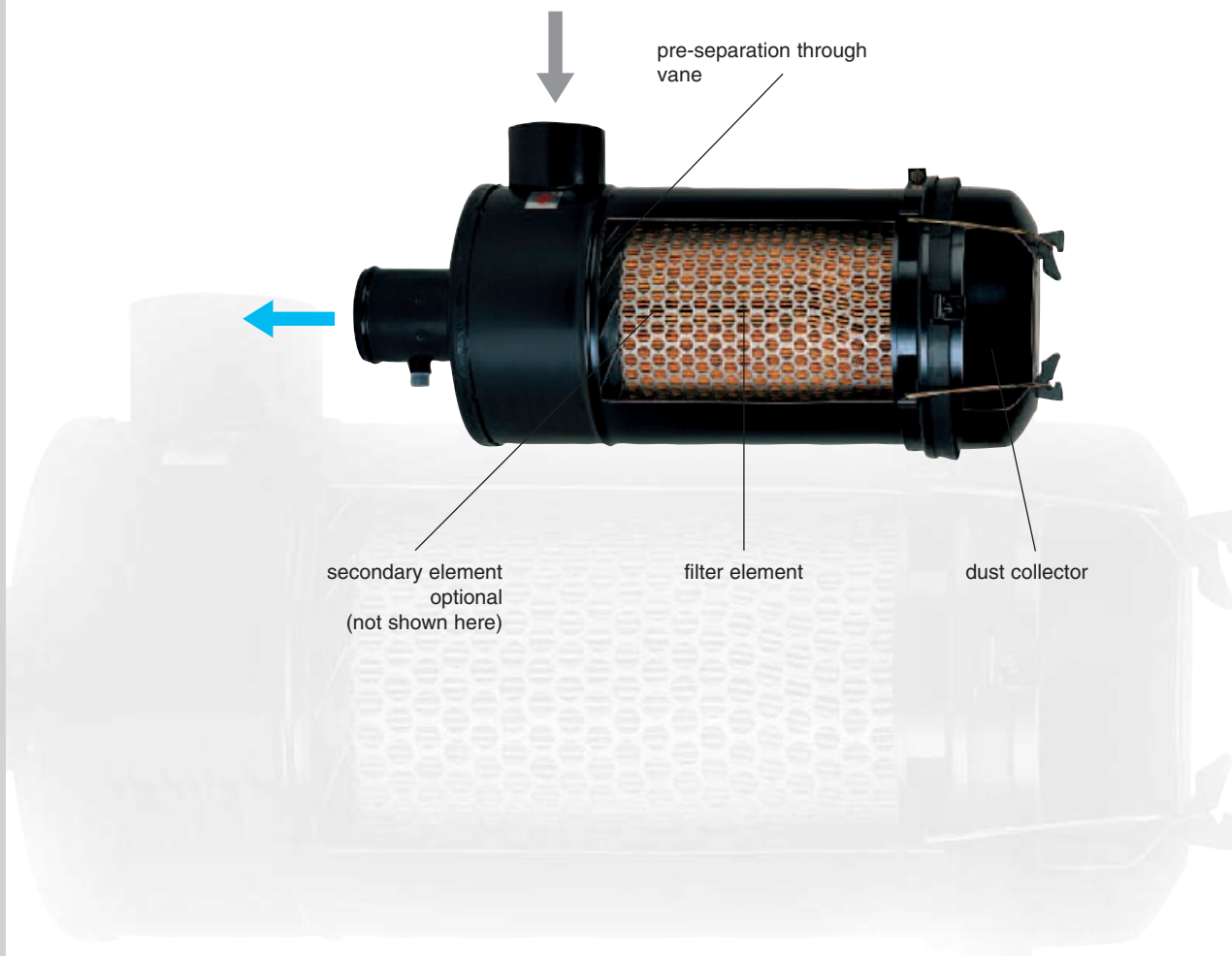
in construction and agricultural machines. But you will also find these filters at work in quarries, cement plants and mines. They are also used in applications which specify a flame-resistant housing.

Advantages at a glance:

- especially robust metal design
- long filter service life with low pressure drop
- particularly robust filter elements with centre tubes in metal
- different versions available for the dust discharge
- secondary element available as optional extra



Sectional view



Filter elements

Filter element

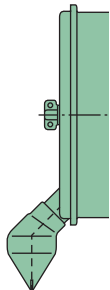
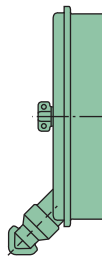
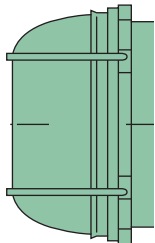
- high dust capacity through special MANN+HUMMEL filter medium
- reliable pleat stabilisation prevents pleats sticking together under unfavourable conditions
- an axial tie-rod firmly welded into the housing and a fastening nut hold the element securely in the sealed position

Secondary element

- MANN+HUMMEL synthetic fabric for a high safety margin with low pressure drop
- secure fit in housing through tie-rod and fastening nut prevent unintentional removal of the secondary element
- secondary element available as an optional extra



Versions



The Piclon is available in the following versions:

- with dust collector, last digit of the part no. is .. .04
- with a small dust discharge valve for strongly pulsating intake air, last digit of the part no. is .. .14
- with large dust discharge valve for non-pulsating or weak-pulsating intake air, last digit of the part no. is .. .44



Piclon

Dimensions and part numbers

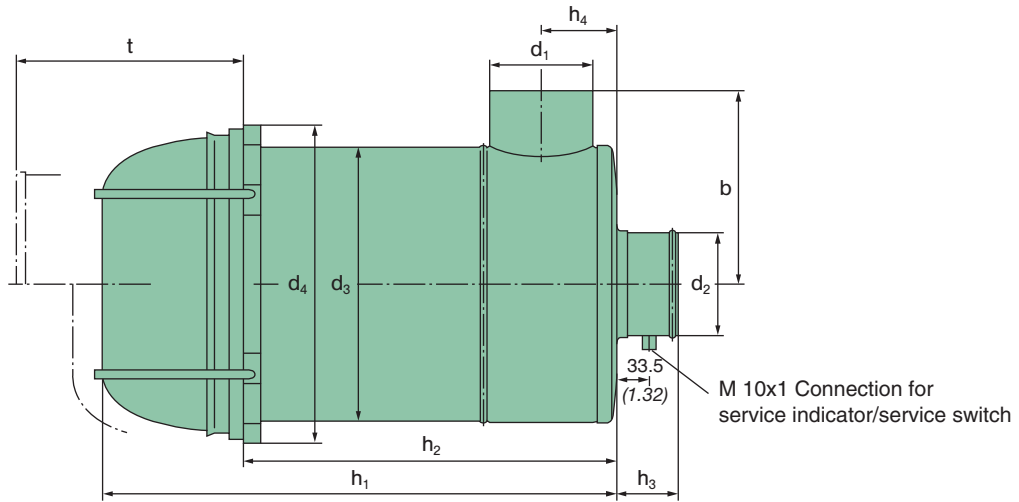


Fig. 1
Piclon with dust collector

Dust collector with toggle clip on request

Part No.		Nominal flow rate ¹⁾ [m ³ /min]	Replacement filter element		Approx. weight ²⁾ [kg]
without secondary element	with secondary element		MANN-FILTER main element	MANN-FILTER secondary element	
45 043 92 304	—	2	C 1043/1	—	1.4
45 043 92 314	—				
45 076 92 304	—	3	C 1176/3	—	2.0
45 076 92 314	—				
45 114 92 304	45 114 92 404	4.5	C 13 114/4	CF 600	3.1
45 114 92 314	45 114 92 414				
45 114 92 344	45 114 92 444				
45 165 92 304	45 165 92 404	6	C 15 165/3	CF 700	4.5
45 165 92 314	45 165 92 414				
45 165 92 344	45 165 92 444				
45 225 92 304	45 225 92 404	8	C 17 225/3	CF 800	5.4
45 225 92 344	45 225 92 444				
45 325 92 304	45 325 92 404	12	C 20 325/2	CF 1000	7.2
45 325 92 344	45 325 92 444				
45 440 92 304	45 440 92 404	15	C 23 440/1	CF 1200	9.4
45 440 92 344	45 440 92 444				
45 650 92 304	45 650 92 404	21	C 24 650/1	CF 1300	13.2
45 650 92 344	45 650 92 444				
45 880 92 304	45 880 92 404	28	C 30 850/2	CF 1600	17.5
45 880 92 344	45 880 92 444				
45 920 92 304	45 920 92 404	40	C 33 920/3	CF 2100	26.0
45 920 92 344	45 920 92 444				
44 940 92 104	—	60	C 45 3265	—	46.0

¹⁾ The nominal flow rate relates to a flow resistance [Δp] of approx. 20 mbar (2 kPa) and for air cleaners with a secondary element to approx. 30 mbar (3 kPa).

²⁾ Weight valid for the versions with last digit... 304, ... 314, ... 344.

Piclon

Dimensions and part numbers

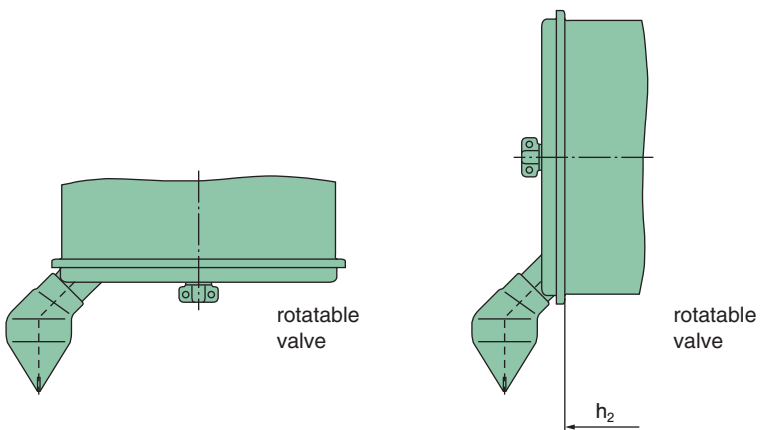


Fig. 2
Piclon with large dust
discharge valve

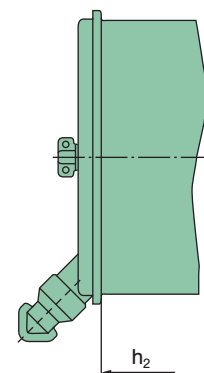


Fig. 3
Piclon with small dust
discharge valve

Part No.		Fig.	Dimensions in mm (<i>dimensions in inches</i>)									
without secondary element	with secondary element		b	d ₁	d ₂	d ₃	d ₄	h ₁	h ₂	h ₃	h ₄	t ¹⁾
45 043 92 304	—	1	90	42	40	120	137	233	172	70	35	190
45 043 92 314	—	3	(3.54)	(1.65)	(1.57)	(4.72)	(5.39)	(9.17)	(6.77)	(2.76)	(1.38)	(7.48)
45 076 92 304	—	1	105	54	50	140	157	300	224	70	45	250
45 076 92 314	—	3	(4.13)	(2.13)	(1.97)	(5.51)	(6.18)	(11.81)	(8.82)	(2.76)	(1.77)	(9.84)
45 114 92 304	45 114 92 404	1	120	62	60	165	182	360	291	70	50	305
45 114 92 314	45 114 92 414	3	(4.72)	(2.44)	(2.36)	(6.50)	(7.17)	(14.17)	(11.46)	(2.76)	(1.97)	(12.01)
45 114 92 344	45 114 92 444	2										
45 165 92 304	45 165 92 404	1	140	68	70	195	212	416	335	80	55	350
45 165 92 314	45 165 92 414	3	(5.51)	(2.68)	(2.76)	(7.68)	(8.35)	(16.38)	(13.19)	(3.15)	(2.17)	(13.78)
45 165 92 344	45 165 92 444	2										
45 225 92 304	45 225 92 404	1	155	82	80	215	232	442	350	80	65	365
45 225 92 344	45 225 92 444	2	(6.10)	(3.23)	(3.15)	(8.47)	(9.13)	(17.40)	(13.78)	(3.15)	(2.56)	(14.37)
45 325 92 304	45 325 92 404	1	180	102	100	255	272	476	375	90	75	390
45 325 92 344	45 325 92 444	2	(7.09)	(4.02)	(3.94)	(10.04)	(10.71)	(18.74)	(14.76)	(3.54)	(2.95)	(15.35)
45 440 92 304	45 440 92 404	1	205	110	110	290	312	495	380	100	80	405
45 440 92 344	45 440 92 444	2	(8.07)	(4.33)	(4.33)	(11.42)	(12.28)	(19.49)	(14.96)	(3.94)	(3.15)	(15.94)
45 650 92 304	45 650 92 404	1	230	132	130	320	342	610	496	105	95	515
45 650 92 344	45 650 92 444	2	(9.06)	(5.20)	(5.12)	(12.60)	(13.46)	(24.02)	(19.53)	(4.13)	(3.74)	(20.28)
45 880 92 304	45 880 92 404	1	280	150	150	385	407	597	474	105	102	495
45 880 92 344	45 880 92 444	2	(11.02)	(5.91)	(5.91)	(15.16)	(16.02)	(23.50)	(18.66)	(4.13)	(4.02)	(19.49)
45 920 92 304 ²⁾	45 920 92 404 ²⁾	1	305	210	200	420	442	760	615	105	132	635
45 920 92 344	45 920 92 444	2	(12.01)	(8.27)	(7.87)	(16.54)	(17.40)	(29.92)	(24.21)	(4.13)	(5.20)	(25.00)
44 940 92 104	—	1	380	240	250	540	572	760	615	105	150	630
			(14.96)	(9.45)	(9.84)	(21.26)	(22.52)	(29.92)	(24.21)	(4.13)	(5.91)	(24.80)

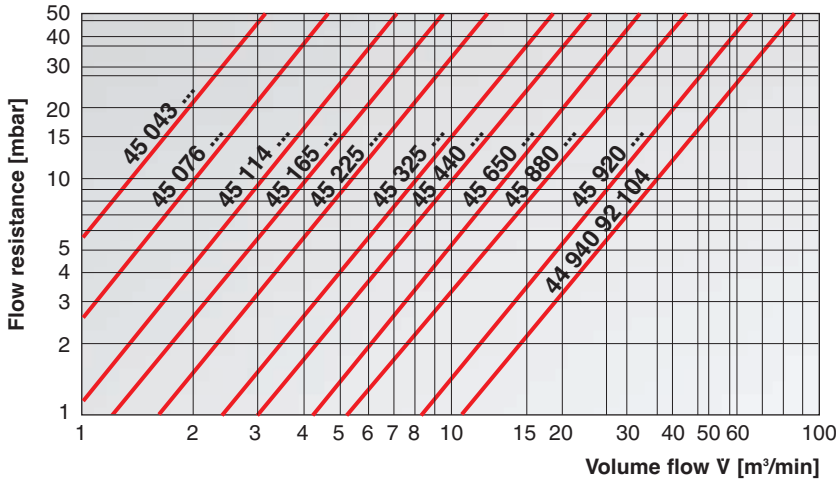
1) Removal height of the filter elements.

2) Dust collector only with toggle clip.

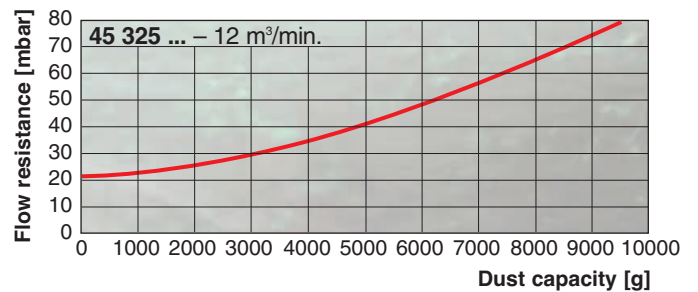
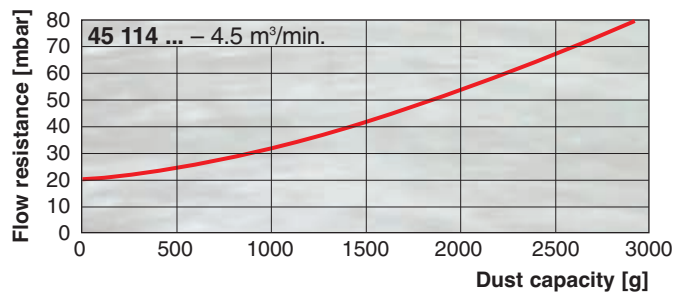
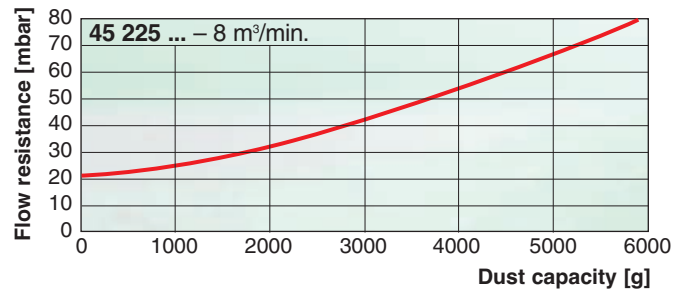
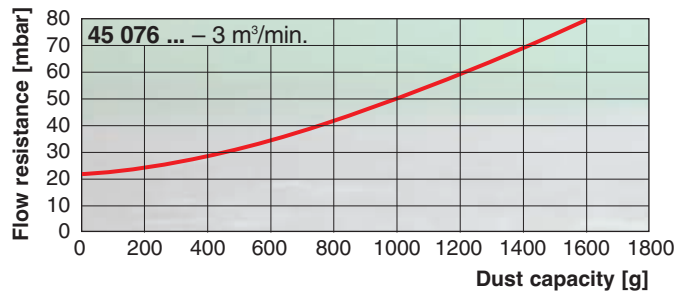
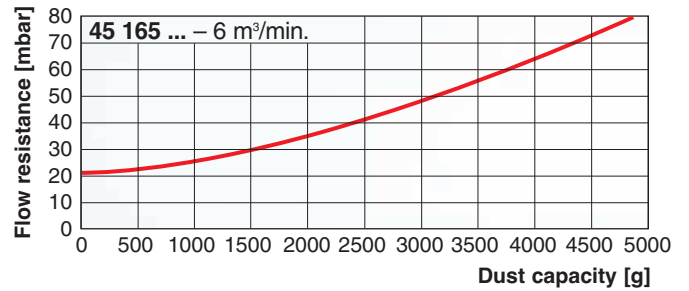
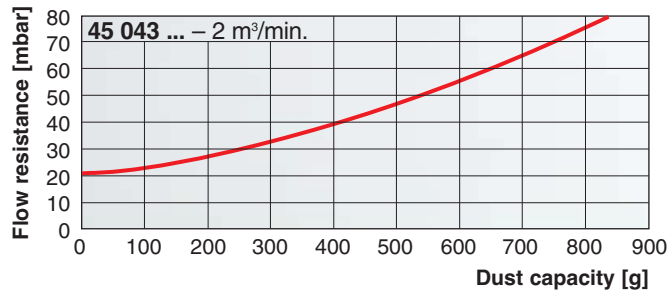
Piclon

Flow characteristics without secondary element ...

... for flow rates as per ISO 5011



... for dust capacity as per ISO 5011
with SAE coarse test dust

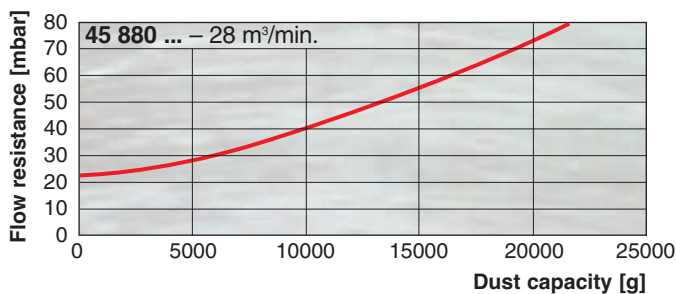
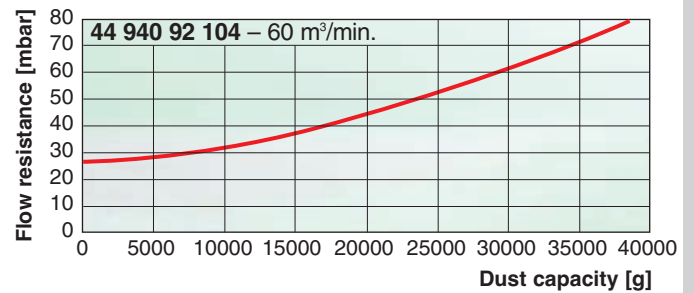
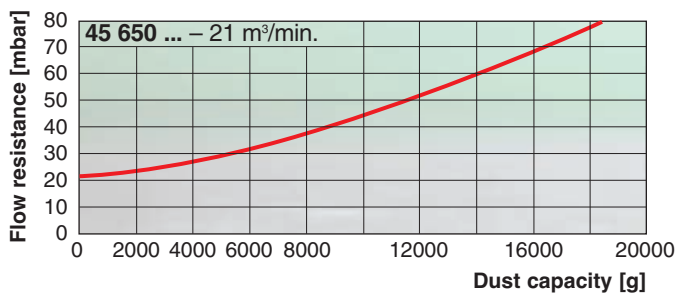
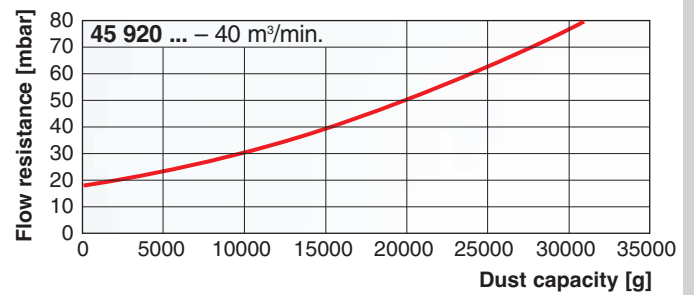
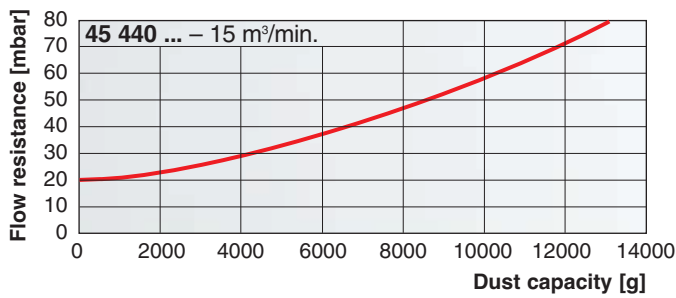


Piclou

Flow characteristics without secondary element ...



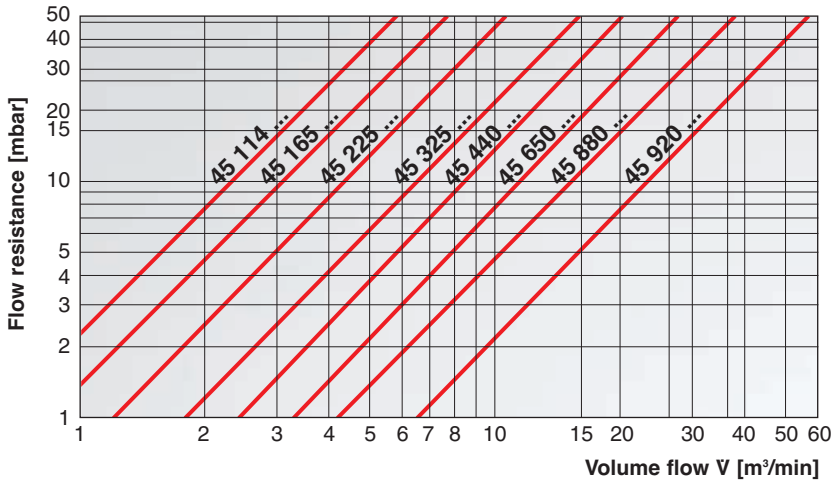
... for dust capacity as per ISO 5011
with SAE coarse test dust



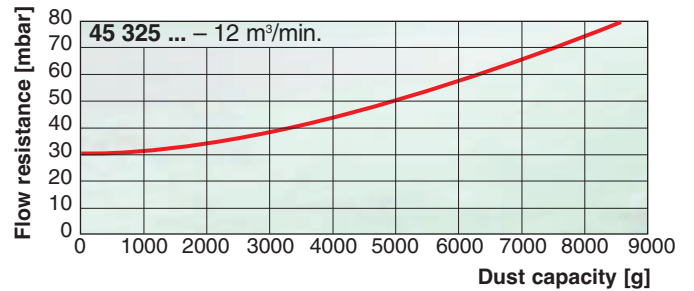
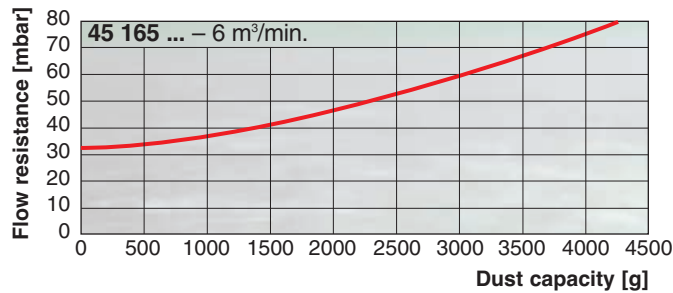
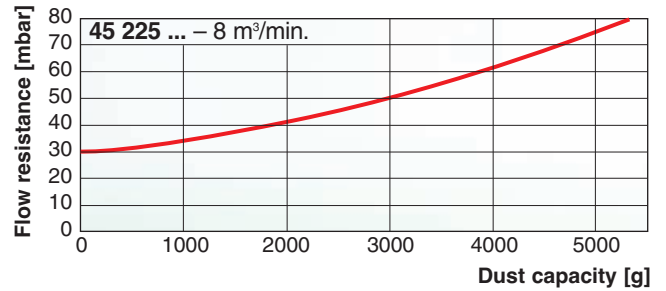
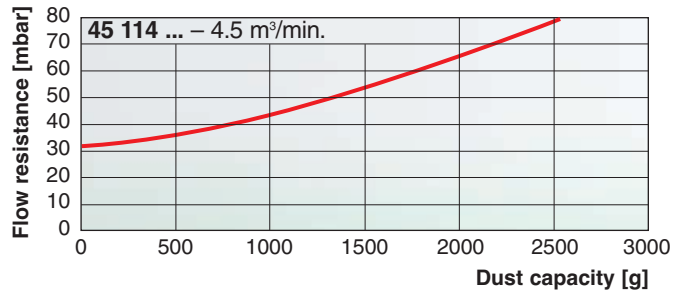
Piclon

Flow characteristics with secondary element ...

... for flow rates as per ISO 5011



... for dust capacity as per ISO 5011
with SAE coarse test dust

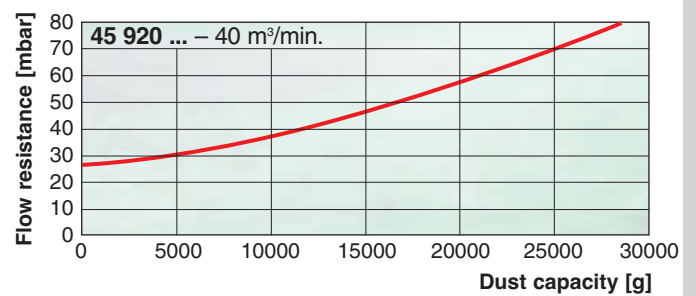
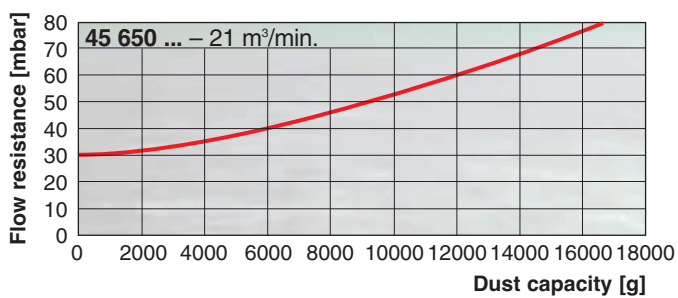
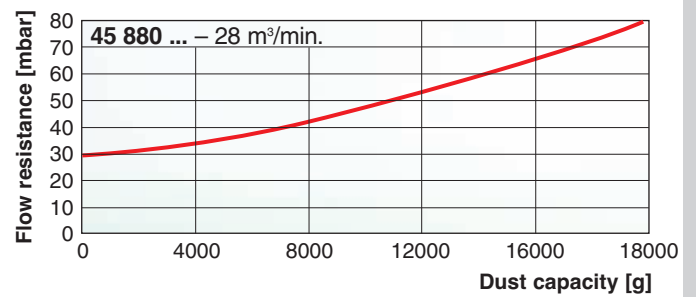
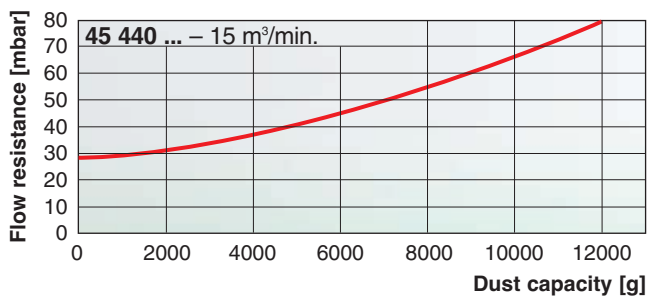


Piclon

Flow characteristics with secondary element ...



... .. for dust capacity as per ISO 5011
with SAE coarse test dust





Piclon Accessories

	Bracket (p. 96)	Rain cap design B * (p. 99)	Straight connection pipes connection for service indicator/service switch integrated in housing (p. 105)	90° elbow connection for service indicator/service switch integrated in housing (p. 104)
Piclon 45 043 ...	39 014 38 990	39 014 67 900	39 000 27 203	–
Piclon 45 076 ...	39 076 38 970	39 020 67 900	39 100 27 999	39 100 25 999
Piclon 45 114 ...	39 114 38 970	39 028 67 900	39 200 27 999	39 200 25 999
Piclon 45 165 ...	39 165 38 970	39 040 67 900	39 300 27 999	39 300 25 999
Piclon 45 225 ...	39 225 38 970	39 056 67 900	39 400 27 999	39 400 25 999
Piclon 45 325 ...	39 325 38 970	39 080 67 900	39 500 27 999	39 500 25 999
Piclon 45 440 ...	39 440 38 970	39 100 67 020	39 600 27 999	39 600 25 999
Piclon 45 650 ...	39 120 38 980	39 160 67 020	39 700 27 999	39 700 25 999
Piclon 45 880 ...	39 880 38 990	45 880 67 100	39 800 27 999	39 800 25 999
Piclon 45 920 ...	45 920 38 990	39 320 67 100	39 000 27 345	39 000 25 270
Piclon 44 940 ...	44 940 38 991	39 440 67 100	–	–

You will find the complete range of accessories for our air cleaners and service indicators/switches on page 93.

* Alternative design A possible (see page 98)

Dust discharge valves

Part No.	Name	Suitable for
39 000 40 391	Small dust discharge valve	... 314 + ... 414
39 000 40 661	Large dust discharge valve	... 344 + ... 444