

Innovative Design Meets All OEM Requirements

Cummins Filtration® has revolutionized air filtration design with the introduction of its patented Fleetguard® OptiAir™ technology. OptiAir systems address key design requirements of all equipment manufacturers:

- Reduction in system size to fit shrinking engine compartments
- Higher dust holding capacity to extend service intervals
- Two-stage air housing design to extend filter life
- Lower system restriction to deliver maximum engine performance
- Reduced service time to lower maintenance costs
- Secondary element optional



OptiAir™ Air Cleaners

The OptiAir Advantage

Outlet Options
Systems available in both straight and 90° rotatable designs

Pressure Tap
Easy-to-install filter restriction gauge option

Highly Durable Resin Construction
Plastic or metal mounting options

Optional Secondary Element Design
Added engine protection

Quick reference Service Label
Replacement filter information

Two-Stage Air Housing Design
Removes large particulates, extending filter life

Mono Latch Twist Lock™ Cover with Multi-Locking Positions
Installation flexibility, easy to service, reduced maintenance time

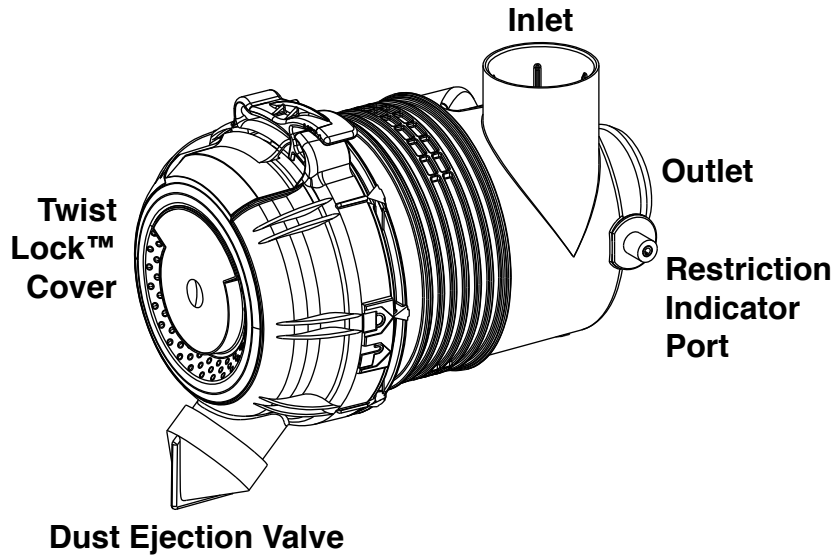
Dust Ejection Valve
Removal of large particulates and moisture

Increased Filter Media Area
Greater capacity - longer filter life

Highly Resistant Urethane Seal
Excellent sealing capacity

Increased Outlet Area
Increased area resulting in reduced restriction





Specifications

Specification	AH19474	AH19496
Length Overall	9.3" (237.1 mm)	9.3" (237.1 mm)
Cover OD	5.6" (141.6 mm)	5.6" (141.6 mm)
Flow, Min. (2" restriction)	38 CFM (1.1 m ³ /min)	30 CFM (0.8 m ³ /min)
Flow, Max. (12" restriction)	102 CFM (2.9 m ³ /min)	83 CFM (2.4 m ³ /min)
Secondary Element	No	Yes
Housing Material	Glass-Filled Polypropylene	Glass-Filled Polypropylene
Pre-Cleaner Integral	Yes	Yes
Outlet	Straight	Straight

Dust Holding Capacity per Cummins® Specification

Specification	AH19474	AH19496
Allowable Flow for 10 g/CFM	< 63 CFM (1.8 m ³ /min)	< 57 CFM (1.6 m ³ /min)
Allowable Flow for 25 g/CFM	< 35 CFM (1.0 m ³ /min)	< 34 CFM (1.0 m ³ /min)

Specifications subject to change without notice.

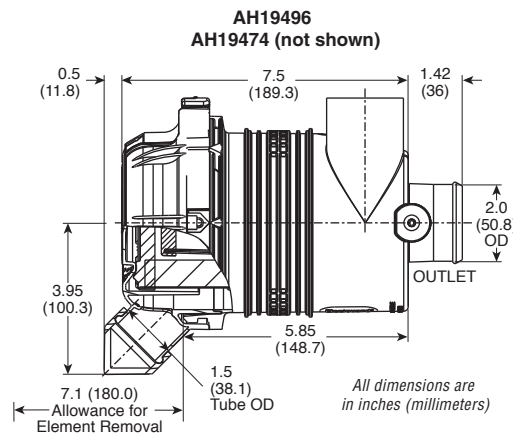
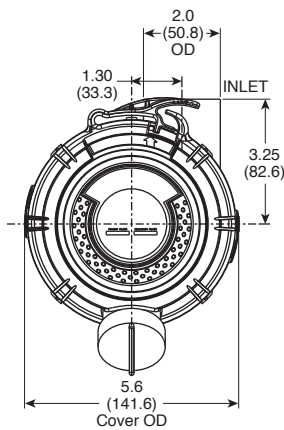
Ordering Information

Air Cleaners	
Part Number	Description
AH19474	OptiAir™ 400 Series Air Cleaner – without Secondary Element – with Straight Outlet
AH19496	OptiAir 400 Series Air Cleaner – with Secondary Element – with Straight Outlet

Accessories	
Part Number	Description
3918199 S	Mounting Bracket
1	No. of Brackets Required
3316653 S	Outlet Band Clamps
3918194 S	Weather Hood
N/A	Hump-Hose
3316564 S	90° Elbow
N/A	90° Reducing Elbow
3946326 S	Restriction Indicator

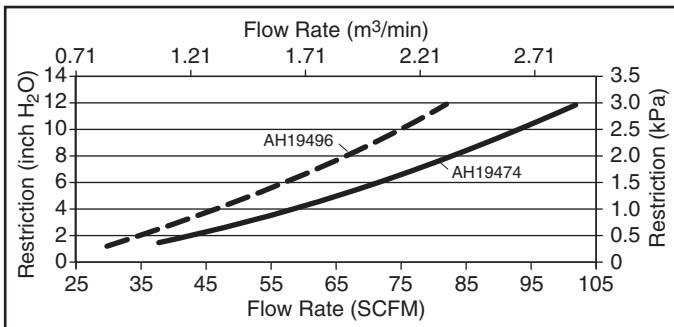
Service Parts	
Part Number	Description
AF26116	Primary Element
N/A	Magnum Primary Element
AF26350	Secondary Element
3946457 S	Dust Ejection Valve
3946459 S	Cover Assembly

Dimensions

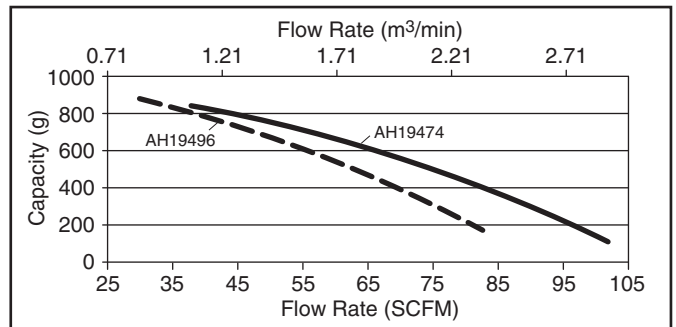


Performance

System Restriction vs Flow Rate

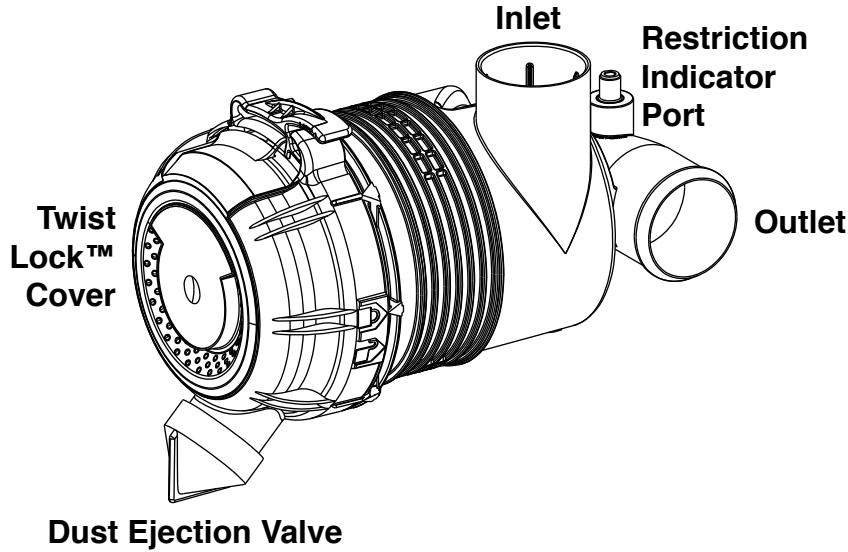


Typical System Capacity vs Flow Rate



Restriction		Flow Rate () = with Secondary		Typical Capacity () = with Secondary
in H ₂ O	kPa	CFM	m ³ /min	grams
6	1.5	70 (55)	1.98 (1.56)	571 (610)
8	2.0	82 (65)	2.32 (1.84)	420 (465)
10	2.5	93 (74)	2.63 (2.10)	257 (329)
12	3.0	102 (83)	2.89 (2.35)	115 (170)

ISO Coarse Dust
2.0 g/m³ Feed Rate
6.25 kPa (25" H₂O) Terminal Restriction



Specifications

Specification	AH19485	AH19484
Length Overall	10.4" (263.3 mm)	10.4" (263.3 mm)
Cover OD	5.6" (141.6 mm)	5.6" (141.6 mm)
Flow, Min. (2" restriction)	35 CFM (1.0 m ³ /min)	25 CFM (0.7 m ³ /min)
Flow, Max. (12" restriction)	92 CFM (2.6 m ³ /min)	80 CFM (2.3 m ³ /min)
Secondary Element	No	Yes
Housing Material	Glass-Filled Polypropylene	Glass-Filled Polypropylene
Pre-cleaner Integral	Yes	Yes
Outlet	90° Elbow	90° Elbow

Dust Holding Capacity per Cummins® Specification

Specification	AH19485	AH19484
Allowable Flow for 10 g/CFM	< 57 CFM (1.6 m ³ /min)	< 55 CFM (1.6 m ³ /min)
Allowable Flow for 25 g/CFM	< 32 CFM (0.9 m ³ /min)	< 31 CFM (0.9 m ³ /min)

Specifications subject to change without notice.

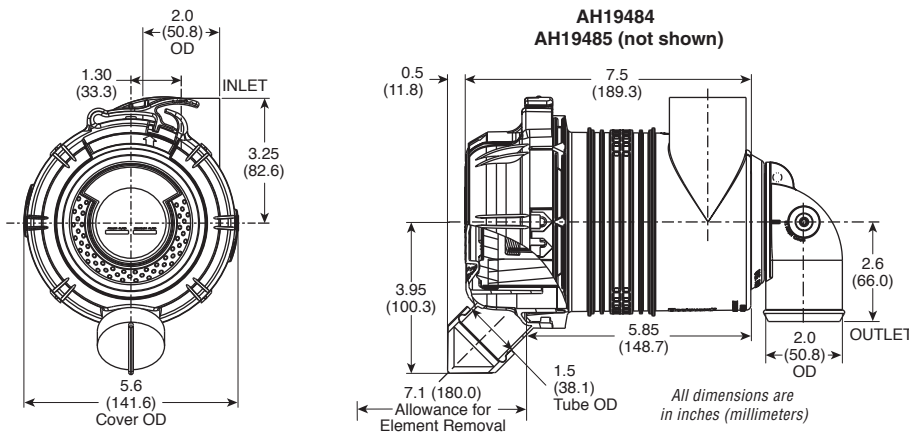
Ordering Information

Air Cleaners	
Part Number	Description
AH19485	OptiAir™ 400 Series Air Cleaner – without Secondary Element – with 90° Outlet
AH19484	OptiAir 400 Series Air Cleaner – with Secondary Element – with 90° Outlet

Accessories	
Part Number	Description
3918199 S	Mounting Bracket
1	No. of Brackets Required
3316653 S	Outlet Band Clamps
3918194 S	Weather Hood
N/A	Hump-Hose
3316564 S	90° Elbow
N/A	90° Reducing Elbow
3946326 S	Restriction Indicator

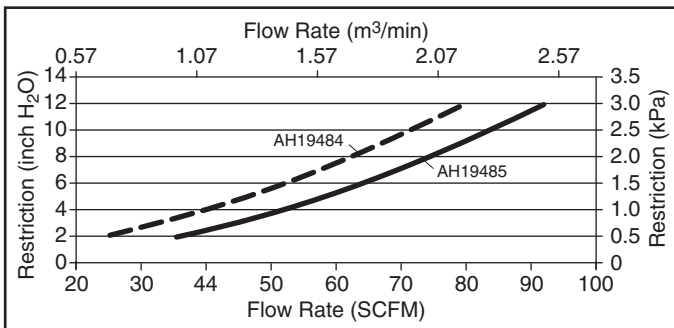
Service Parts	
Part Number	Description
AF26116	Primary Element
N/A	Magnum Primary Element
AF26350	Secondary Element
3946457 S	Dust Ejection Valve
3946459 S	Cover Assembly

Dimensions

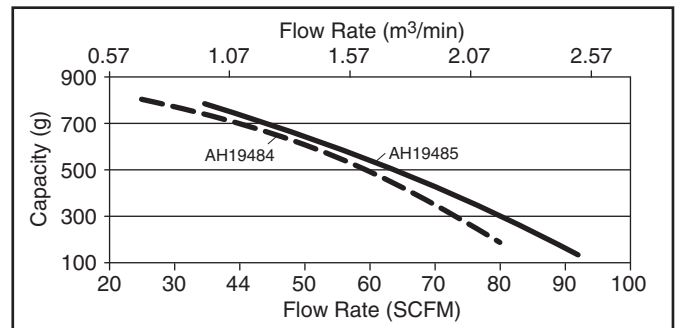


Performance

System Restriction vs Flow Rate

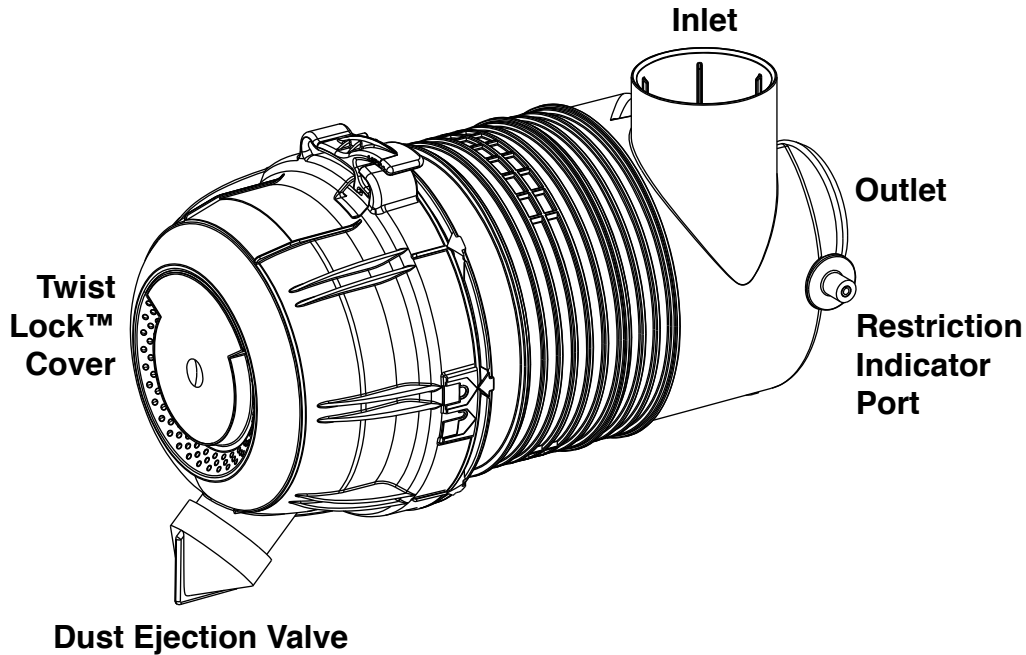


Typical System Capacity vs Flow Rate



Restriction		Flow Rate () = with Secondary		Typical Capacity () = with Secondary
in H ₂ O	kPa	CFM	m³/min	grams
6	1.5	64 (52)	1.81 (1.47)	502 (580)
8	2.0	75 (63)	2.12 (1.78)	364 (450)
10	2.5	84 (72)	2.38 (2.04)	250 (320)
12	3.0	92 (80)	2.61 (2.27)	135 (190)

ISO Coarse Dust
 2.0 g/m³ Feed Rate
 6.25 kPa (25" H₂O) Terminal Restriction



Specifications

Specification	AH19483	AH19482
Length Overall	13.1" (332.3 mm)	13.1" (332.3 mm)
Cover OD	6.5" (166.0 mm)	6.5" (166.0 mm)
Flow, Min. (2" restriction)	60 CFM (1.7 m ³ /min)	45 CFM (1.3 m ³ /min)
Flow, Max. (12" restriction)	163 CFM (4.6 m ³ /min)	120 CFM (3.4 m ³ /min)
Secondary Element	No	Yes
Housing Material	Glass-Filled Polypropylene	Glass-Filled Polypropylene
Pre-cleaner Integral	Yes	Yes
Outlet	Straight	Straight

Dust Holding Capacity per Cummins® Specification

Specification	AH19483	AH19482
Allowable Flow for 10 g/CFM	< 141 CFM (4.0 m ³ /min)	< 116 CFM (3.3 m ³ /min)
Allowable Flow for 25 g/CFM	< 85 CFM (2.4 m ³ /min)	< 74 CFM (2.1 m ³ /min)

Specifications subject to change without notice.

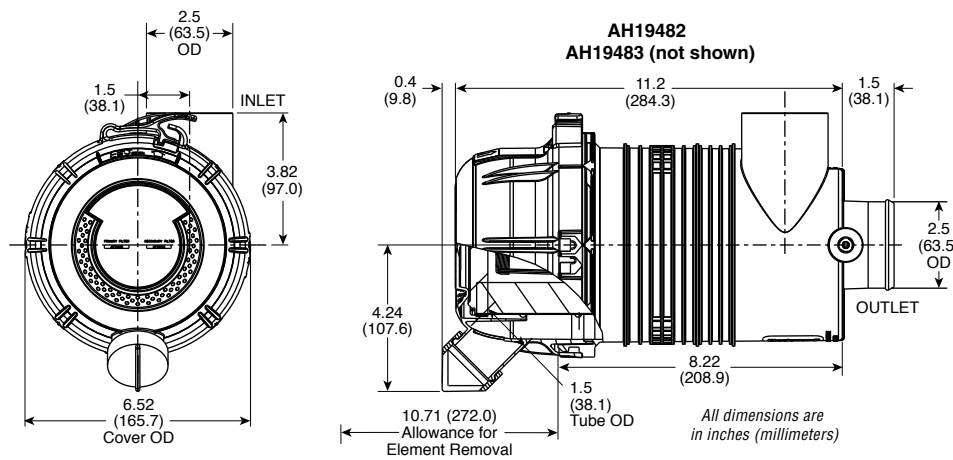
Ordering Information

Air Cleaners	
Part Number	Description
AH19483	OptiAir™ 500 Series Air Cleaner – without Secondary Element – with Straight Outlet
AH19482	OptiAir 500 Series Air Cleaner – with Secondary Element – with Straight Outlet

Accessories	
Part Number	Description
3918198 S	Mounting Bracket
1	No. of Brackets Required
3316654 S	Outlet Band Clamps
3918193 S	Weather Hood
N/A	Hump-Hose
3316565 S	90° Elbow
N/A	90° Reducing Elbow
3946326 S	Restriction Indicator

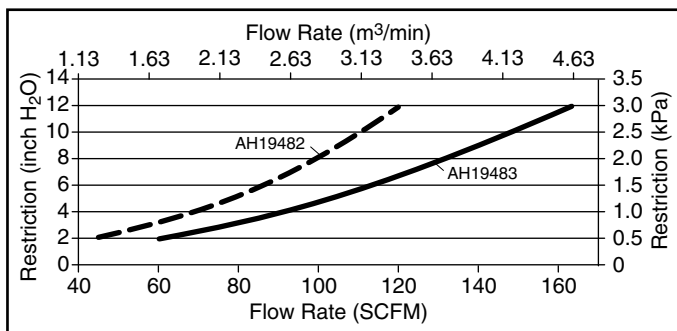
Service Parts	
Part Number	Description
AF26168	Primary Element
N/A	Magnum Primary Element
AF26351	Secondary Element
3946457 S	Dust Ejection Valve
3946460 S	Cover Assembly

Dimensions

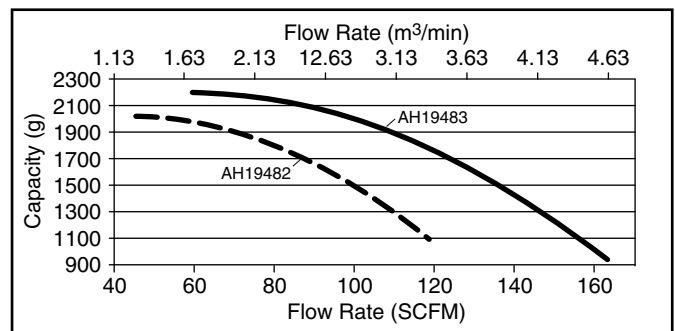


Performance

System Restriction vs Flow Rate



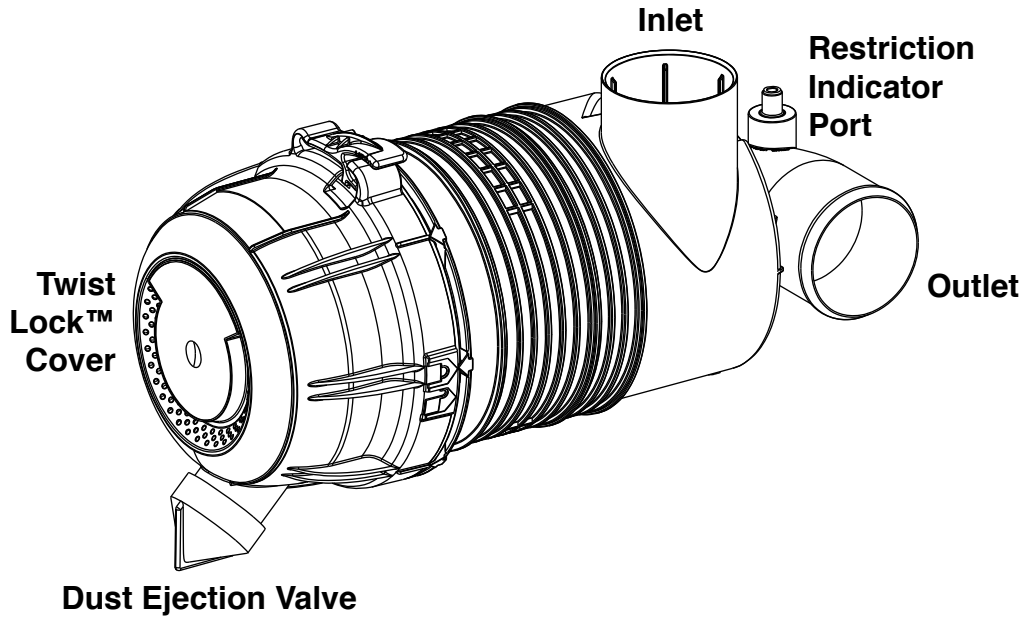
Typical System Capacity vs Flow Rate



Restriction		Flow Rate () = with Secondary		Typical Capacity () = with Secondary
in H ₂ O	kPa	CFM	m ³ /min	grams
6	1.5	112 (87)	3.17 (2.46)	1845 (1700)
8	2.0	132 (100)	3.74 (2.83)	1585 (1465)
10	2.5	147 (111)	4.16 (3.14)	1300 (1285)
12	3.0	163 (120)	4.62 (3.40)	930 (1050)

ISO Coarse Dust
2.0 g/m³ Feed Rate
6.25 kPa (25" H₂O) Terminal Restriction





Specifications

Specification	AH19487	AH19486
Length Overall	14.5" (368.3 mm)	14.5" (368.3 mm)
Cover OD	6.5" (166.0 mm)	6.5" (166.0 mm)
Flow, Min. (2" restriction)	70 CFM (2.0 m³/min)	40 CFM (1.1 m³/min)
Flow, Max. (12" restriction)	145 CFM (4.1 m³/min)	110 CFM (3.1 m³/min)
Secondary Element	No	Yes
Housing Material	Glass-Filled Polypropylene	Glass-Filled Polypropylene
Pre-cleaner Integral	Yes	Yes
Outlet	90° Elbow	90° Elbow

Dust Holding Capacity per Cummins® Specification

Specification	AH19487	AH19486
Allowable Flow for 10 g/CFM	< 127 CFM (3.6 m³/min)	< 105 CFM (3.0 m³/min)
Allowable Flow for 25 g/CFM	< 85 CFM (2.4 m³/min)	< 79 CFM (2.2 m³/min)

Specifications subject to change without notice.

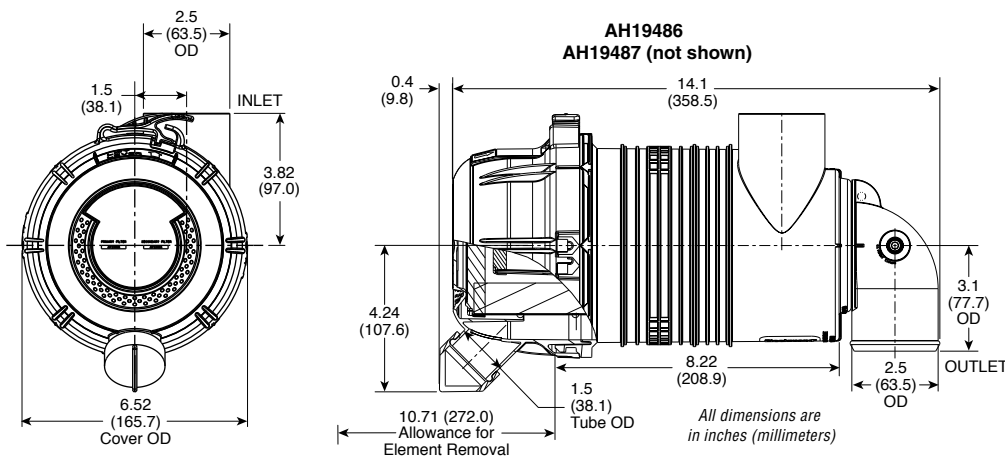
Ordering Information

Air Cleaners	
Part Number	Description
AH19487	OptiAir™ 500 Series Air Cleaner – without Secondary Element – with 90° Outlet
AH19486	OptiAir 500 Series Air Cleaner – with Secondary Element – with 90° Outlet

Accessories	
Part Number	Description
3918198 S	Mounting Bracket
1	No. of Brackets Required
3316654 S	Outlet Band Clamps
3918193 S	Weather Hood
N/A	Hump-Hose
3316565 S	90° Elbow
N/A	90° Reducing Elbow
3946326 S	Restriction Indicator

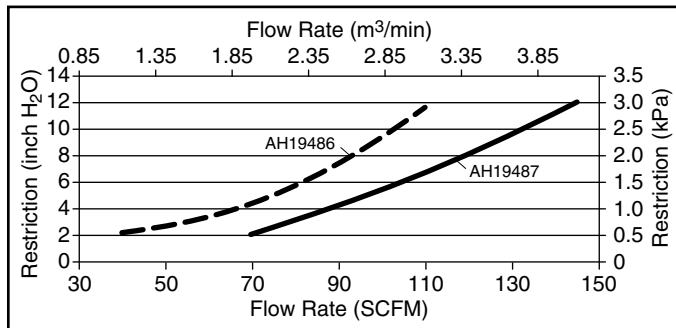
Service Parts	
Part Number	Description
AF26168	Primary Element
N/A	Magnum Primary Element
AF26351	Secondary Element
3946457 S	Dust Ejection Valve
3946460 S	Cover Assembly

Dimensions

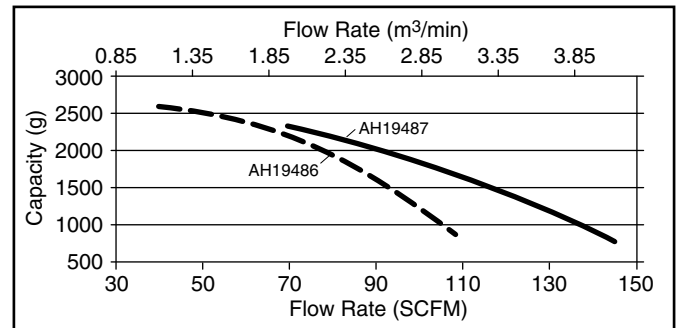


Performance

System Restriction vs Flow Rate

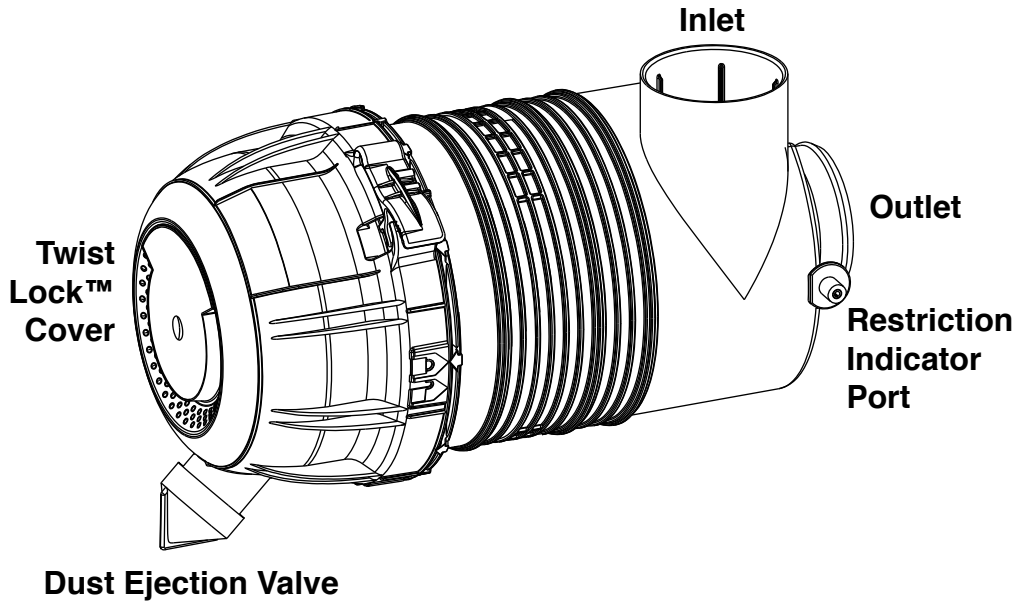


Typical System Capacity vs Flow Rate



Restriction		Flow Rate () = with Secondary		Typical Capacity () = with Secondary
in H ₂ O	kPa	CFM	m ³ /min	grams
6	1.5	105 (81)	2.97 (2.29)	1747 (1880)
8	2.0	119 (96)	3.37 (2.72)	1470 (1420)
10	2.5	134 (105)	3.79 (2.97)	1130 (1040)
12	3.0	145 (110)	4.11 (3.11)	750 (800)

ISO Coarse Dust
2.0 g/m³ Feed Rate
6.25 kPa (25" H₂O) Terminal Restriction



Specifications

Specification	AH19476	AH19477
Length Overall	14.8" (375.1 mm)	14.8" (375.1 mm)
Cover OD	7.6" (193.7 mm)	7.6" (193.7 mm)
Flow, Min. (2" restriction)	98 CFM (2.8 m ³ /min)	80 CFM (2.3 m ³ /min)
Flow, Max. (12" Restriction)	240 CFM (6.8 m ³ /min)	206 CFM (5.8 m ³ /min)
Secondary Element	No	Yes
Housing Material	Glass-Filled Polypropylene	Glass-Filled Polypropylene
Pre-cleaner Integral	Yes	Yes
Outlet	Straight	Straight

Dust Holding Capacity per Cummins® Specification

Specification	AH19476	AH19477
Allowable Flow for 10 g/CFM	< 212 CFM (6.0 m ³ /min)	< 191 CFM (5.4 m ³ /min)
Allowable Flow for 25 g/CFM	< 135 CFM (3.8 m ³ /min)	< 126 CFM (3.6 m ³ /min)

Specifications subject to change without notice.

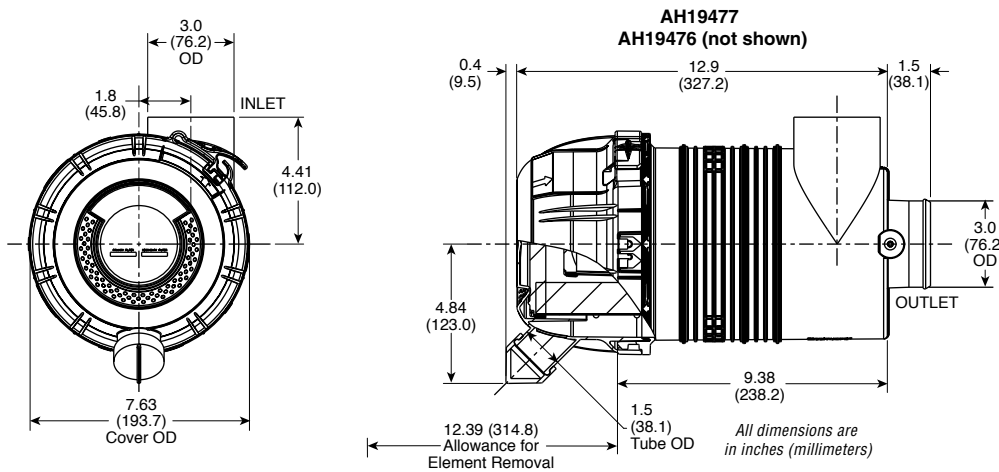
Ordering Information

Air Cleaners	
Part Number	Description
AH19476	OptiAir™ 600 Series Air Cleaner – without Secondary Element – with Straight Outlet
AH19477	OptiAir 600 Series Air Cleaner – with Secondary Element – with Straight Outlet

Accessories	
Part Number	Description
3918196 S	Mounting Bracket
1	No. of Brackets Required
3316656 S	Outlet Band Clamps
3946322 S	Weather Hood
3316606 S	Hump-Hose
3316566 S	90° Elbow
N/A	90° Reducing Elbow
3946326 S	Restriction Indicator

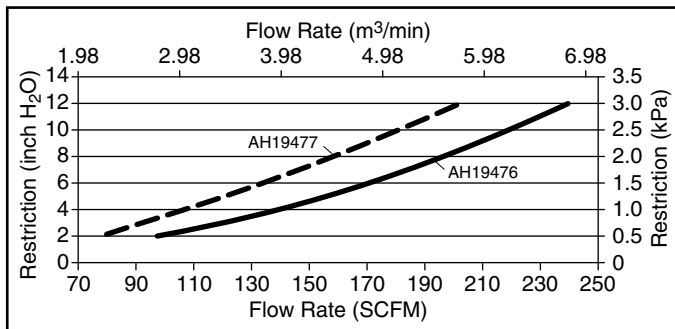
Service Parts	
Part Number	Description
AF26117	Primary Element
N/A	Magnum Primary Element
AF26118	Secondary Element
3946457 S	Dust Ejection Valve
3946461 S	Cover Assembly

Dimensions

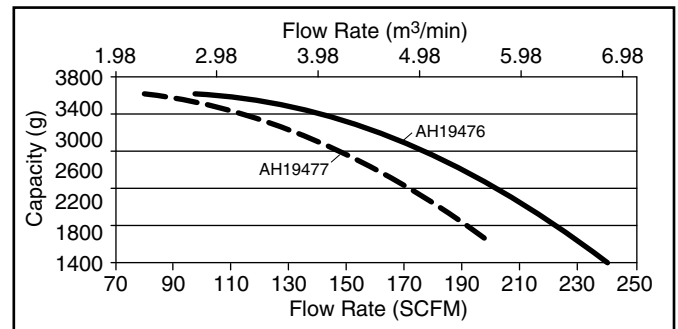


Performance

System Restriction vs Flow Rate



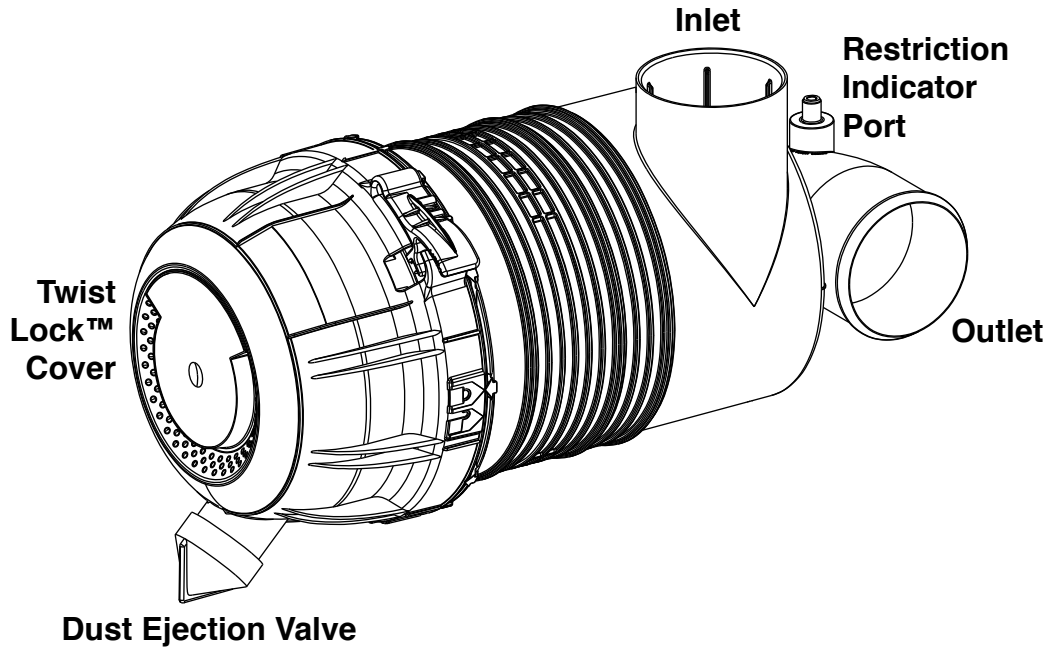
Typical System Capacity vs Flow Rate



Restriction		Flow Rate () = with Secondary		Typical Capacity () = with Secondary
in H ₂ O	kPa	CFM	m³/min	grams
6	1.5	171 (135)	4.84 (3.82)	2930 (3024)
8	2.0	198 (160)	5.61 (4.53)	2425 (2578)
10	2.5	219 (180)	6.20 (5.10)	1986 (2184)
12	3.0	240 (202)	6.80 (5.72)	1400 (1600)

ISO Coarse Dust
2.0 g/m³ Feed Rate
6.25 kPa (25" H₂O) Terminal Restriction





Specifications

Specification	AH19489	AH19488
Length Overall	16.7" (423.3 mm)	16.7" (423.3 mm)
Cover OD	7.6" (193.7 mm)	7.6" (193.7 mm)
Flow, Min. (2" restriction)	85 CFM (2.4 m ³ /min)	70 CFM (2.0 m ³ /min)
Flow, Max. (12" restriction)	213 CFM (6.0 m ³ /min)	175 CFM (5.0 m ³ /min)
Secondary Element	No	Yes
Housing Material	Glass-Filled Polypropylene	Glass-Filled Polypropylene
Pre-cleaner Integral	Yes	Yes
Outlet	90 ° Elbow	90 ° Elbow

Dust Holding Capacity per Cummins® Specification

Specification	AH19489	AH19488
Allowable Flow for 10 g/CFM	< 196 CFM (5.6 m ³ /min)	< 175 CFM (5.0 m ³ /min)*
Allowable Flow for 25 g/CFM	< 132 CFM (3.7 m ³ /min)	< 128 CFM (3.6 m ³ /min)

* Flow rate limited by restriction

Specifications subject to change without notice.

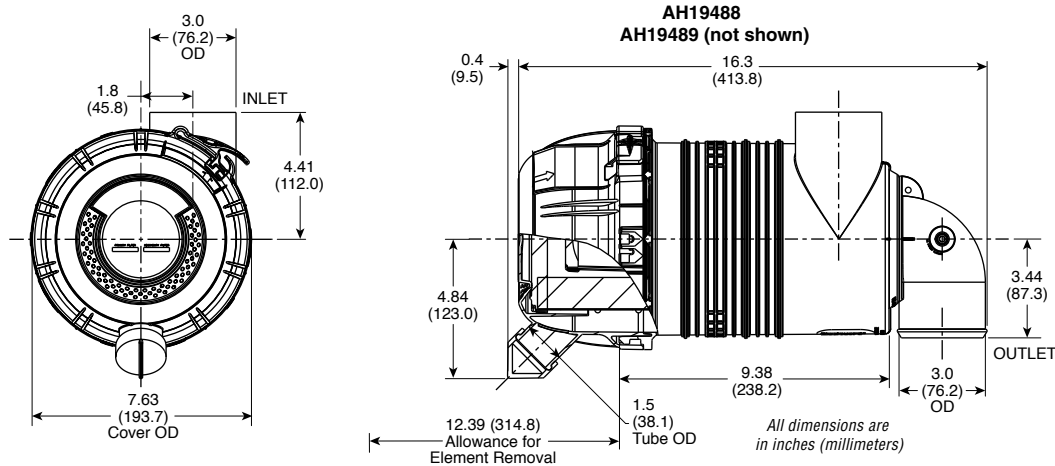
Ordering Information

Air Cleaners	
Part Number	Description
AH19489	OptiAir™ 600 Series Air Cleaner – without Secondary Element – with 90° Outlet
AH19488	OptiAir 600 Series Air Cleaner – with Secondary Element – with 90° Outlet

Accessories	
Part Number	Description
3918196 S	Mounting Bracket
1	No. of Brackets Required
3316656 S	Outlet Band Clamps
3946322 S	Weather Hood
3316606 S	Hump-Hose
3316566 S	90° Elbow
N/A	90° Reducing Elbow
3946326 S	Restriction Indicator

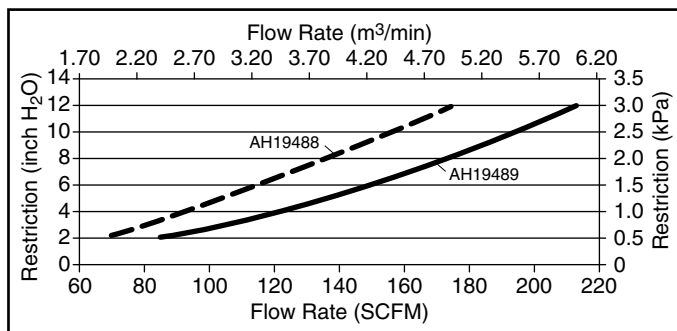
Service Parts	
Part Number	Description
AF26117	Primary Element
N/A	Magnum Primary Element
AF26118	Secondary Element
3946457 S	Dust Ejection Valve
3946461 S	Cover Assembly

Dimensions

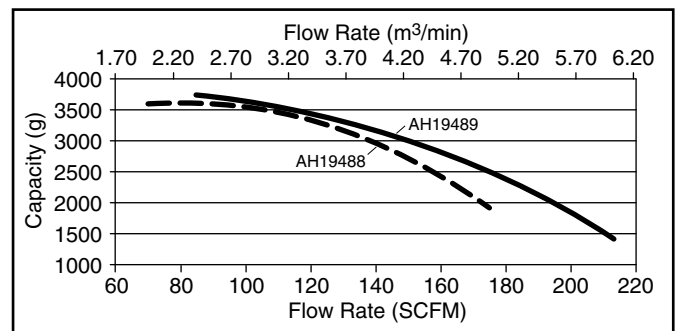


Performance

System Restriction vs Flow Rate



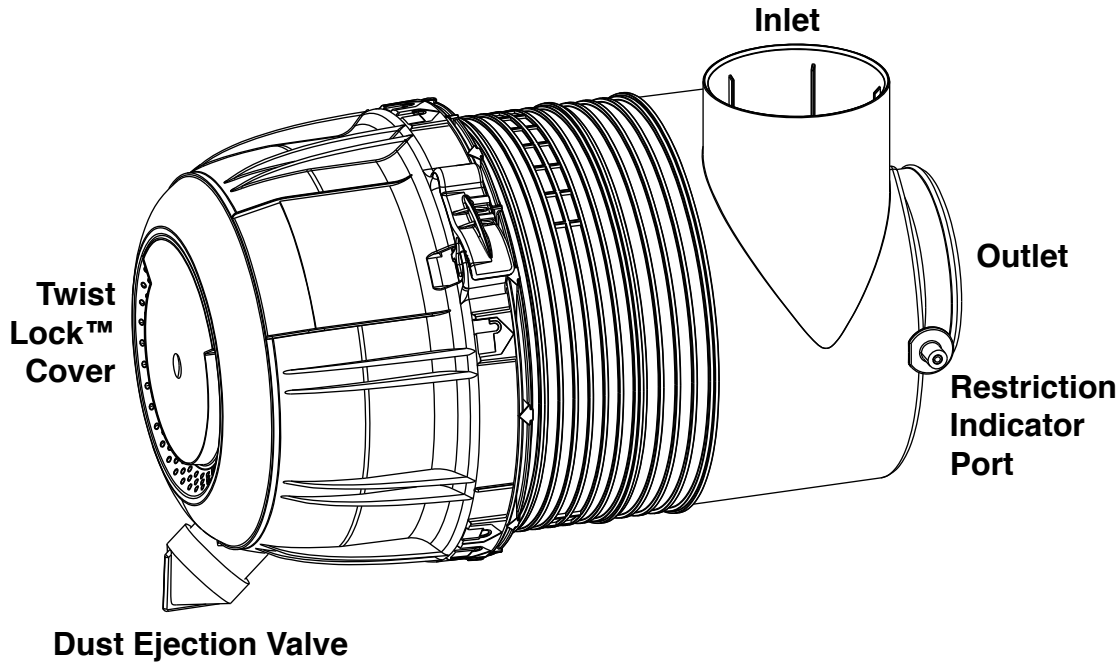
Typical System Capacity vs Flow Rate



Restriction		Flow Rate () = with Secondary		Typical Capacity () = with Secondary
in H ₂ O	kPa	CFM	m ³ /min	grams
6	1.5	148 (115)	4.19 (3.26)	3000 (3400)
8	2.0	175 (138)	4.96 (3.91)	2459 (3000)
10	2.5	195(157)	5.52 (4.45)	1986 (2510)
12	3.0	213 (175)	6.03 (4.96)	1450 (1925)

ISO Coarse Dust
2.0 g/m³ Feed Rate
6.25 kPa (25" H₂O) Terminal Restriction





Specifications

Specification	AH19261	AH19260
Length Overall	16.2" (411.0 mm)	16.2" (411.0 mm)
Cover OD	9.3" (237.0 mm)	9.3" (237.0 mm)
Flow, Min. (2" restriction)	175 CFM (5.0 m ³ /min)	103 CFM (2.9 m ³ /min)
Flow, Max. (12" restriction)	388 CFM (11.0 m ³ /min)	290 CFM (8.2 m ³ /min)
Secondary Element	No	Yes
Housing Material	Glass-Filled Polypropylene	Glass-Filled Polypropylene
Pre-cleaner Integral	Yes	Yes
Outlet	Straight	Straight

Dust Holding Capacity per Cummins® Specification

Specification	AH19261	AH19260
Allowable Flow for 10 g/CFM	< 336 CFM (9.5 m ³ /min)	< 285 CFM (8.1 m ³ /min)
Allowable Flow for 25 g/CFM	< 216 CFM (6.1 m ³ /min)	< 206 CFM (5.8 m ³ /min)

Specifications subject to change without notice.

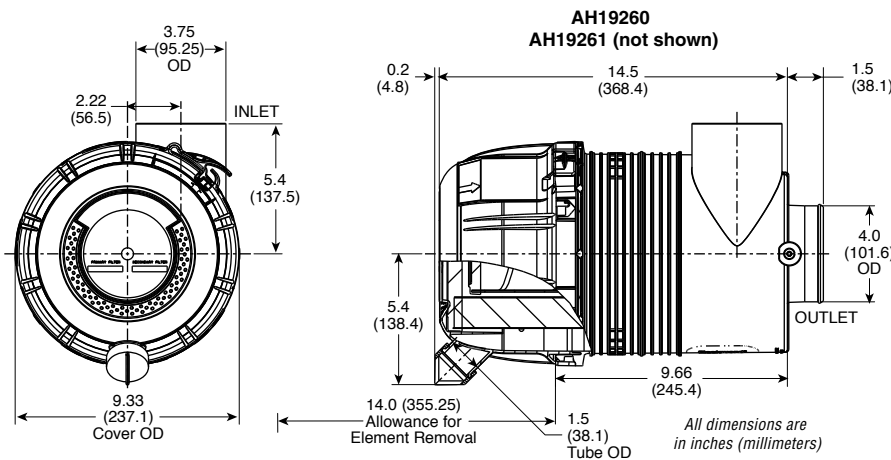
Ordering Information

Air Cleaners	
Part Number	Description
AH19261	OptiAir™ 800 Series Air Cleaner – without Secondary Element – with Straight Outlet
AH19260	OptiAir 800 Series Air Cleaner – with Secondary Element – with Straight Outlet

Accessories	
Part Number	Description
3918197 S	Mounting Bracket
1	No. of Brackets Required
3316658 S	Outlet Band Clamps
3946458 S	Weather Hood
3316608 S	Hump-Hose
3316568 S	90° Elbow
N/A	90° Reducing Elbow
3946326 S	Restriction Indicator

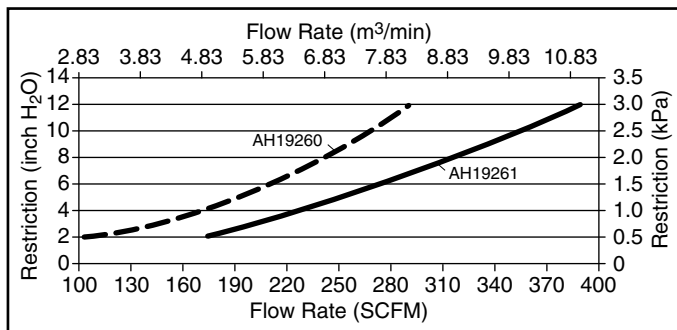
Service Parts	
Part Number	Description
AF25960	Primary Element
N/A	Magnum Primary Element
AF25961	Secondary Element
3946457 S	Dust Ejection Valve
3946462 S	Cover Assembly

Dimensions

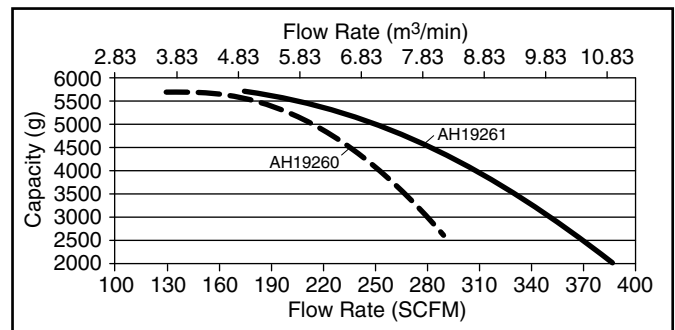


Performance

System Restriction vs Flow Rate

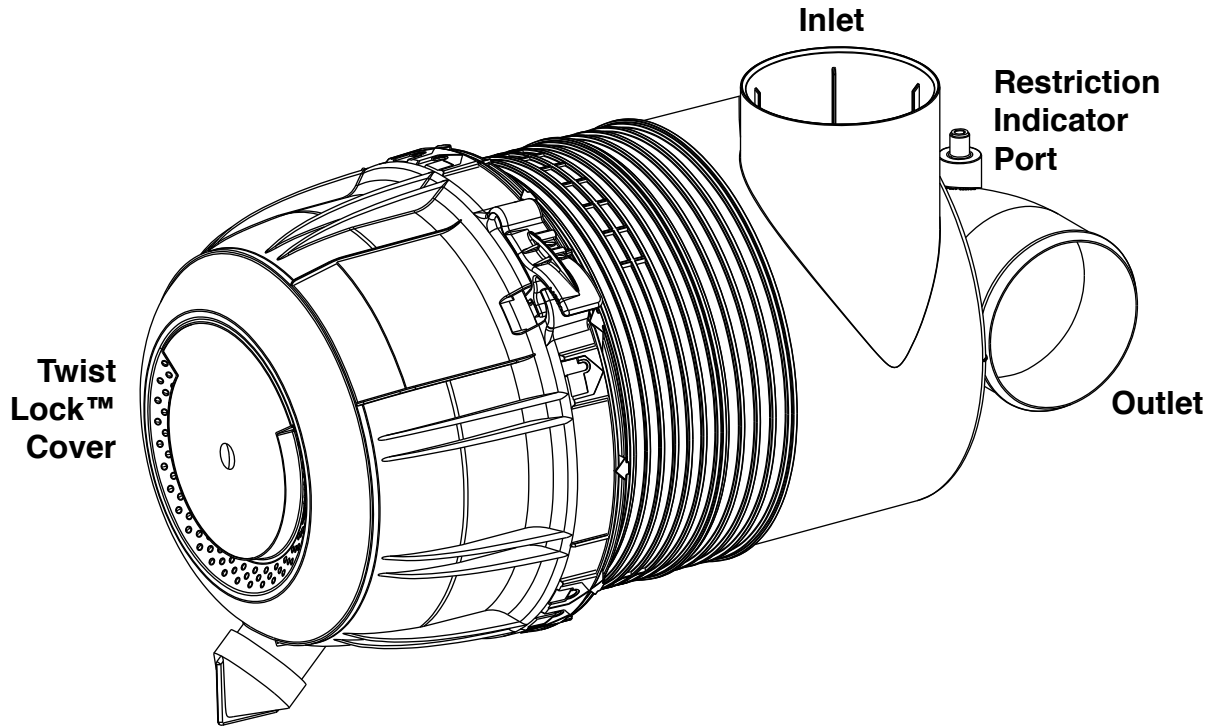


Typical System Capacity vs Flow Rate



Restriction		Flow Rate () = with Secondary		Typical Capacity () = with Secondary
in H ₂ O	kPa	CFM	m ³ /min	grams
6	1.5	275 (207)	7.79 (5.86)	4583 (5155)
8	2.0	317 (242)	8.98 (6.85)	3857 (4369)
10	2.5	355 (270)	10.05 (7.65)	2844 (3392)
12	3.0	388 (290)	10.99 (8.21)	2012 (2600)

ISO Coarse Dust
2.0 g/m³ Feed Rate
6.25 kPa (25" H₂O) Terminal Restriction



Dust Ejection Valve

Specifications

Specification	AH19491	AH19490
Length Overall	18.6" (472.1 mm)	18.6" (472.1 mm)
Cover OD	9.3" (237.0 mm)	9.3" (237.0 mm)
Flow, Min. (2" restriction)	130 CFM (3.7 m ³ /min)	100 CFM (2.8 m ³ /min)
Flow, Max. (12" restriction)	330 CFM (9.3 m ³ /min)	266 CFM (7.5 m ³ /min)
Secondary Element	No	Yes
Housing Material	Glass-Filled Polypropylene	Glass-Filled Polypropylene
Pre-cleaner Integral	Yes	Yes
Outlet	90° Outlet	90° Outlet

Dust Holding Capacity per Cummins® Specification

Specification	AH19491	AH19490
Allowable Flow for 10 g/CFM	< 321 CFM (9.1 m ³ /min)	< 266 CFM (7.5 m ³ /min)*
Allowable Flow for 25 g/CFM	< 212 CFM (6.0 m ³ /min)	< 191 CFM (5.4 m ³ /min)

* Flow rate limited by restriction.

Specifications subject to change without notice.

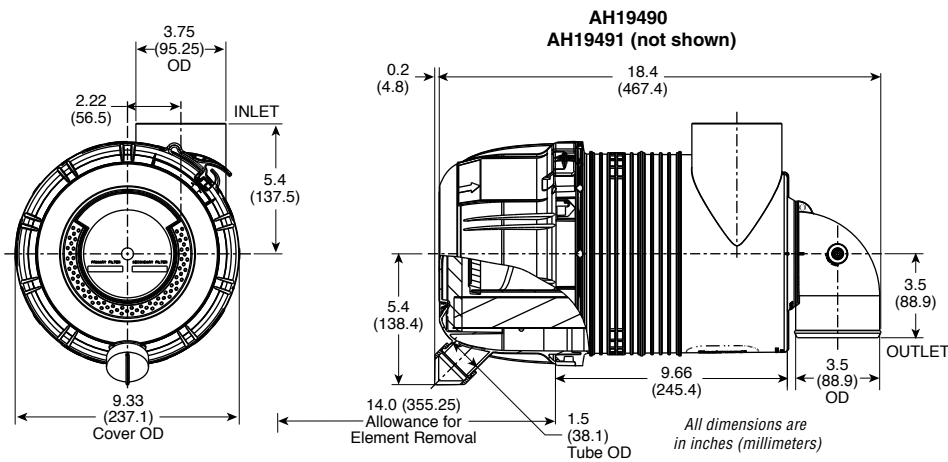
Ordering Information

Air Cleaners	
Part Number	Description
AH19491	OptiAir™ 800 Series Air Cleaner – without Secondary Element – with 90° Outlet
AH19490	OptiAir 800 Series Air Cleaner – with Secondary Element – with 90° Outlet

Accessories	
Part Number	Description
3918197 S	Mounting Bracket
1	No. of Brackets Required
3316657 S	Outlet Band Clamps
3946458 S	Weather Hood
3316608 S	Hump-Hose
3316568 S	90° Elbow
N/A	90° Reducing Elbow
3946326 S	Restriction Indicator

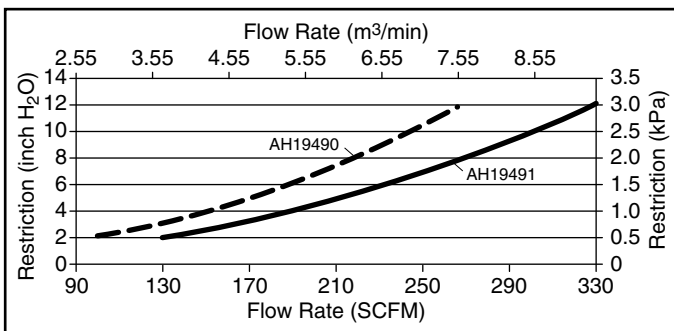
Service Parts	
Part Number	Description
AF25960	Primary Element
N/A	Magnum Primary Element
AF25961	Secondary Element
3946457 S	Dust Ejection Valve
3946462 S	Cover Assembly

Dimensions

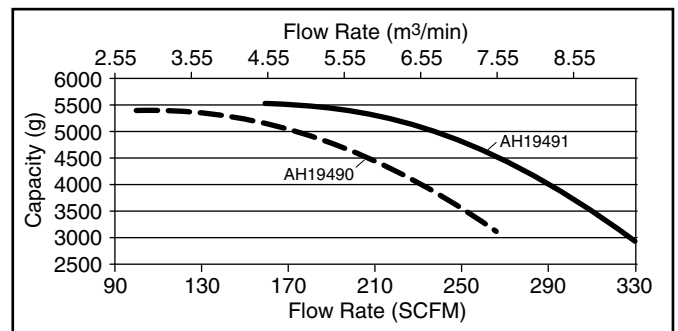


Performance

System Restriction vs Flow Rate

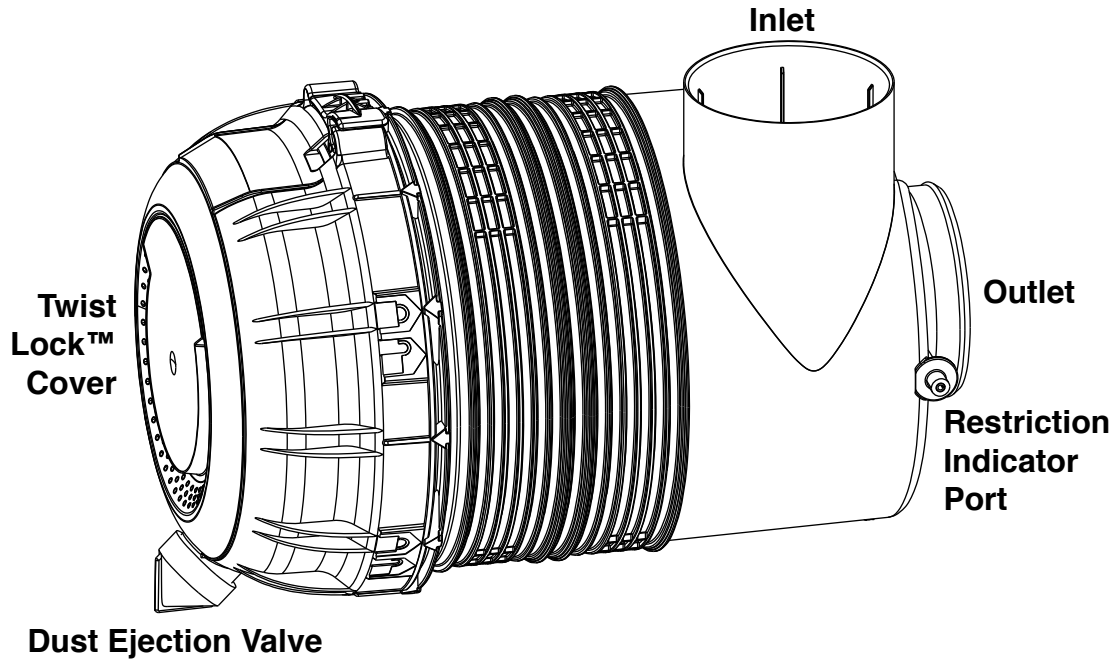


Typical System Capacity vs Flow Rate



Restriction		Flow Rate () = with Secondary		Typical Capacity () = with Secondary
in H ₂ O	kPa	CFM	m ³ /min	grams
6	1.5	233 (190)	6.60 (5.38)	5095 (4756)
8	2.0	270 (220)	7.65 (6.23)	4525 (4300)
10	2.5	300(247)	8.50 (7.00)	3730(3640)
12	3.0	330 (266)	9.35 (7.53)	2950 (3105)

ISO Coarse Dust
2.0 g/m³ Feed Rate
6.25 kPa (25" H₂O) Terminal Restriction



Specifications

Specification	AH19478	AH19479
Length Overall	17.4" (442.6 mm)	17.4" (442.6 mm)
Cover OD	10.7" (272.0 mm)	10.7" (272.0 mm)
Flow, Min. (2" restriction)	200 CFM (5.7 m ³ /min)	175 CFM (5.0 m ³ /min)
Flow, Max. (12" restriction)	507 CFM (14.4 m ³ /min)	411 CFM (11.6 m ³ /min)
Secondary Element	No	Yes
Housing Material	Glass-Filled Polypropylene	Glass-Filled Polypropylene
Pre-cleaner Integral	Yes	Yes
Outlet	Straight	Straight

Dust Holding Capacity per Cummins® Specification

Specification	AH19478	AH19479
Allowable Flow for 10 g/CFM	< 489 CFM (13.9 m ³ /min)	< 411 CFM (11.6 m ³ /min)*
Allowable Flow for 25 g/CFM	< 323 CFM (9.1 m ³ /min)	< 315 CFM (8.9 m ³ /min)

* Flow rate limited by restriction.

Specifications subject to change without notice.



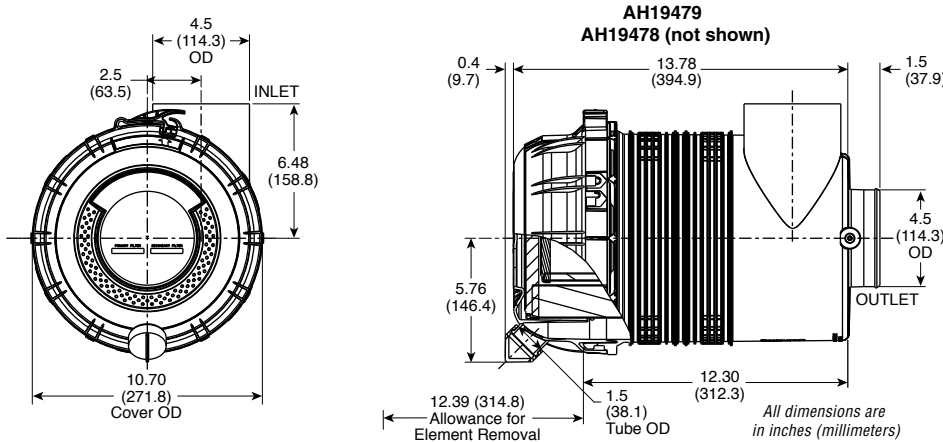
Ordering Information

Air Cleaners	
Part Number	Description
AH19478	OptiAir™ 1000 Series Air Cleaner – without Secondary Element – with Straight Outlet
AH19479	OptiAir 1000 Series Air Cleaner – with Secondary Element – with Straight Outlet

Accessories	
Part Number	Description
3946456 S	Mounting Bracket
2	No. of Brackets Required
3316659 S	Outlet Band Clamps
3946464 S	Weather Hood
3316609 S	Hump-Hose
3316569 S	90° Elbow
N/A	90° Reducing Elbow
3946326 S	Restriction Indicator

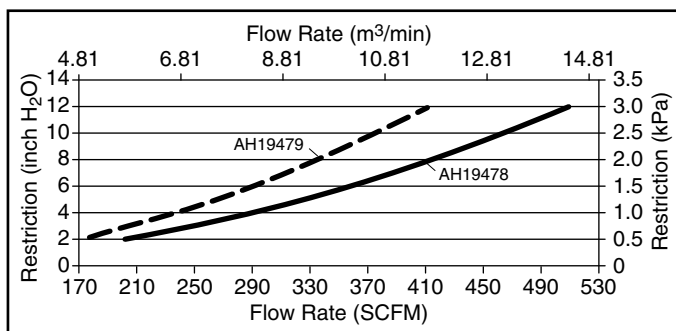
Service Parts	
Part Number	Description
AF26120	Primary Element
N/A	Magnum Primary Element
AF26121	Secondary Element
3946457 S	Dust Ejection Valve
3946463 S	Cover Assembly

Dimensions

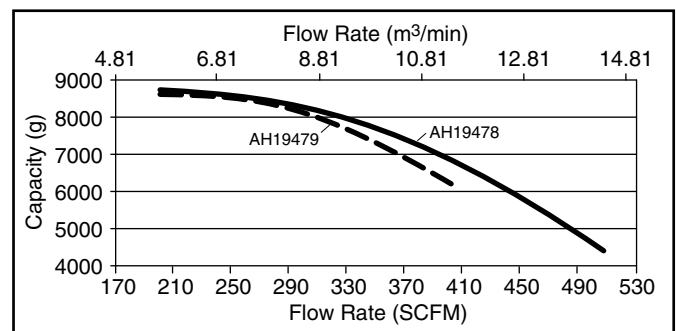


Performance

System Restriction vs Flow Rate

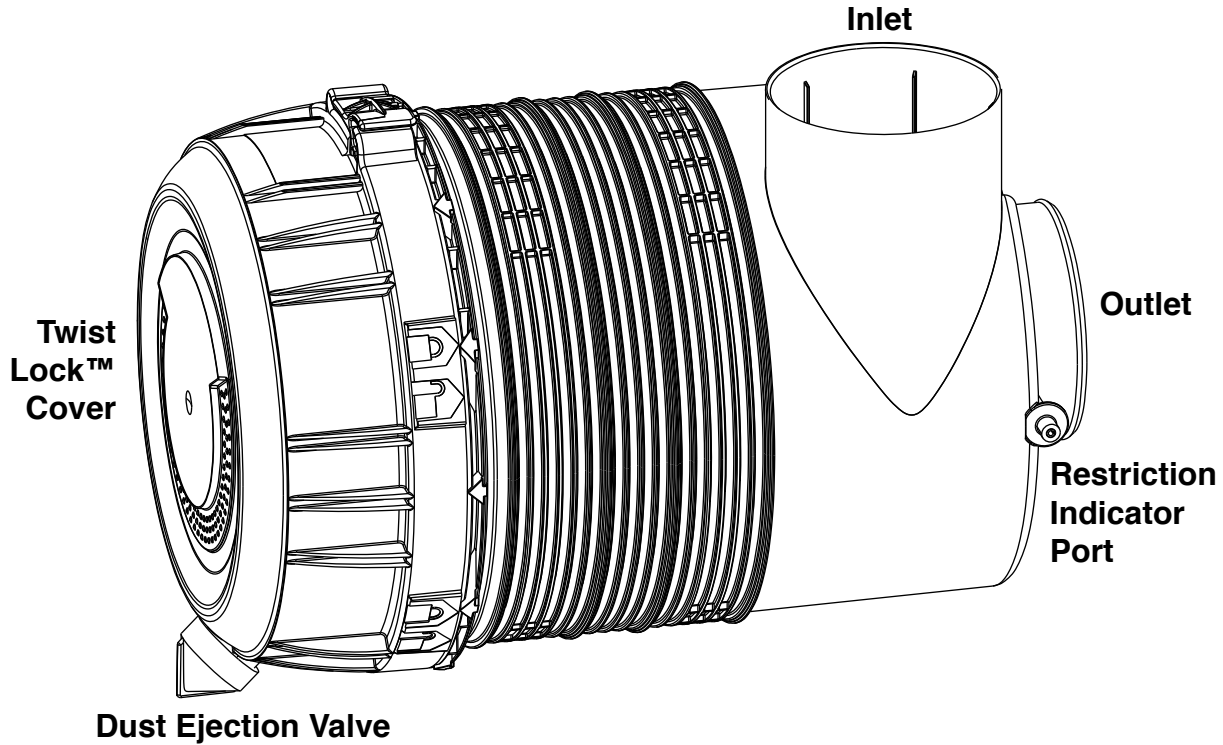


Typical System Capacity vs Flow Rate



Restriction		Flow Rate () = with Secondary		Typical Capacity () = with Secondary
in H ₂ O	kPa	CFM	m ³ /min	grams
6	1.5	358 (289)	10.14 (8.18)	7670 (8248)
8	2.0	416 (336)	11.78 (9.52)	6590 (7546)
10	2.5	464 (375)	13.14 (10.62)	5535 (6805)
12	3.0	507 (411)	14.36 (11.64)	4400 (5990)

ISO Coarse Dust
2.0 g/m³ Feed Rate
6.25 kPa (25" H₂O) Terminal Restriction



Specifications

Specification	AH19333	AH19334
Length Overall	19.2" (489.0 mm)	19.2" (489.0 mm)
Cover OD	12.2" (309.2 mm)	12.2" (309.2 mm)
Flow, Min. (2" restriction)	250 CFM (7.1 m ³ /min)	230 CFM (6.5 m ³ /min)
Flow, Max. (12" restriction)	663 CFM (18.8 m ³ /min)	544 CFM (15.4 m ³ /min)
Secondary Element	No	Yes
Housing Material	Glass-Filled Polypropylene	Glass-Filled Polypropylene
Pre-cleaner Integral	Yes	Yes
Outlet	Straight	Straight

Dust Holding Capacity per Cummins® Specification

Specification	AH19333	AH19334
Allowable Flow for 10 g/CFM	< 663 CFM (18.8 m ³ /min)*	< 544 CFM (15.4 m ³ /min)*
Allowable Flow for 25 g/CFM	< 474 CFM (13.4 m ³ /min)	< 454 CFM (12.9 m ³ /min)

* Flow rate limited by restriction.

Specifications subject to change without notice.

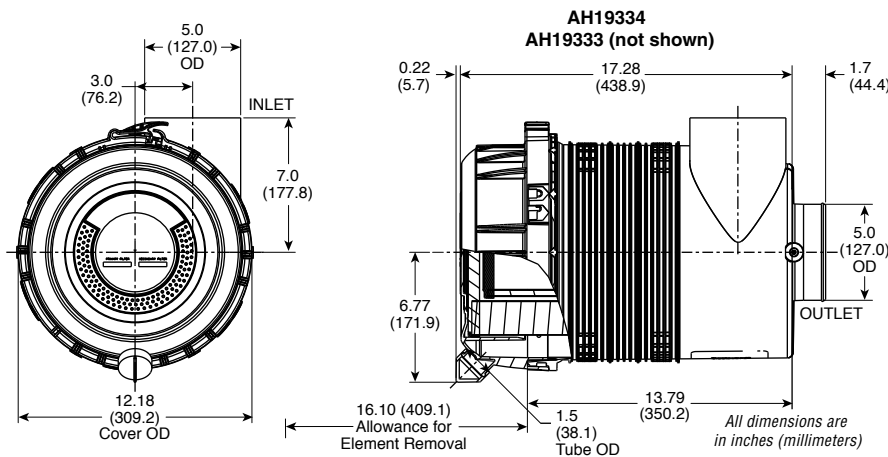
Ordering Information

Air Cleaners	
Part Number	Description
AH19333	OptiAir™ 1100 Series Air Cleaner – without Secondary Element – with Straight Outlet
AH19334	OptiAir 1100 Series Air Cleaner – with Secondary Element – with Straight Outlet

Accessories	
Part Number	Description
3932495 S	Mounting Bracket
2	No. of Brackets Required
3316660 S	Outlet Band Clamps
3946466 S	Weather Hood
3316610 S	Hump-Hose
3316570 S	90° Elbow
N/A	90° Reducing Elbow
3946326 S	Restriction Indicator

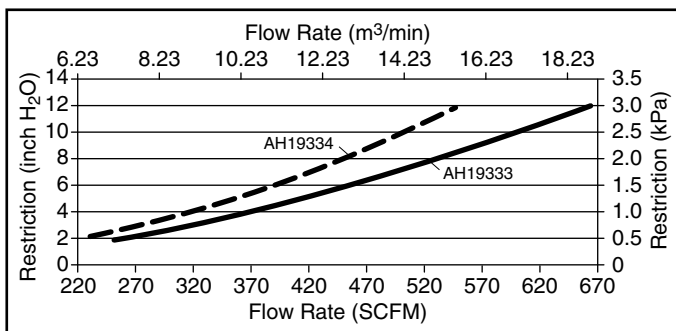
Service Parts	
Part Number	Description
AF25962	Primary Element
N/A	Magnum Primary Element
AF25963	Secondary Element
3946457 S	Dust Ejection Valve
3946465 S	Cover Assembly

Dimensions

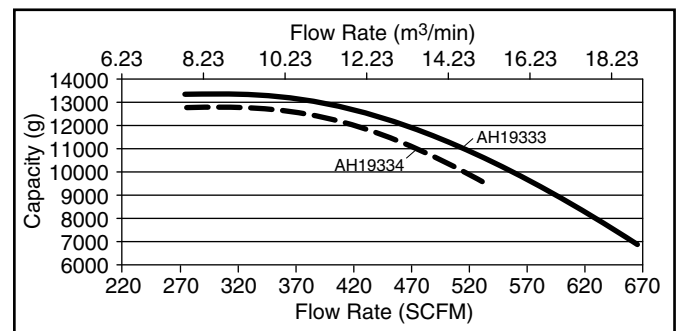


Performance

System Restriction vs Flow Rate

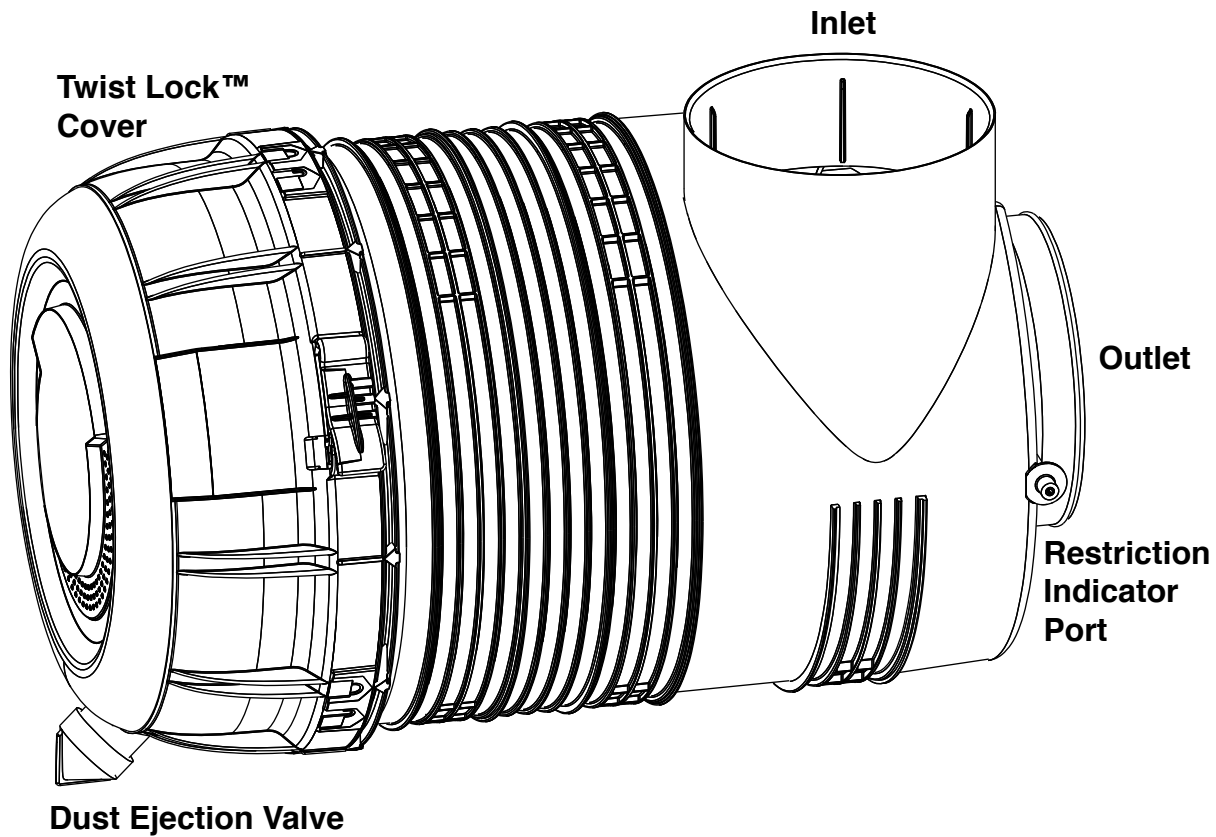


Typical System Capacity vs Flow Rate



Restriction		Flow Rate () = with Secondary		Typical Capacity () = with Secondary
in H ₂ O	kPa	CFM	m ³ /min	grams
6	1.5	454 (390)	12.86 (11.04)	12230 (12300)
8	2.0	532 (451)	15.07 (12.77)	10700 (11580)
10	2.5	600 (510)	16.99 (14.44)	8951 (10162)
12	3.0	663 (544)	18.78 (15.41)	7000 (9200)

ISO Coarse Dust
 2.0 g/m³ Feed Rate
 6.25 kPa (25" H₂O) Terminal Restriction



Specifications

Specification	AH19480	AH19481
Length Overall	23.0" (583.5 mm)	23.0" (583.5 mm)
Cover OD	14.0" (356.2 mm)	14.0" (356.2 mm)
Flow, Min. (2" restriction)	450 CFM (12.7 m³/min)	400 CFM (11.3 m³/min)
Flow, Max. (12" restriction)	1171 CFM (33.2 m³/min)	954 CFM (27.0 m³/min)
Secondary Element	No	Yes
Housing Material	Glass-Filled Polypropylene	Glass-Filled Polypropylene
Pre-cleaner Integral	Yes	Yes
Outlet	Straight	Straight

Dust Holding Capacity per Cummins® Specification

Specification	AH19480	AH19481
Allowable Flow for 10 g/CFM	< 1134 CFM (32.1 m³/min)	< 954 CFM (27.0 m³/min)*
Allowable Flow for 25 g/CFM	< 705 CFM (20.0 m³/min)	< 673 CFM (19.1 m³/min)

* Flow rate limited by restriction.

Specifications subject to change without notice.



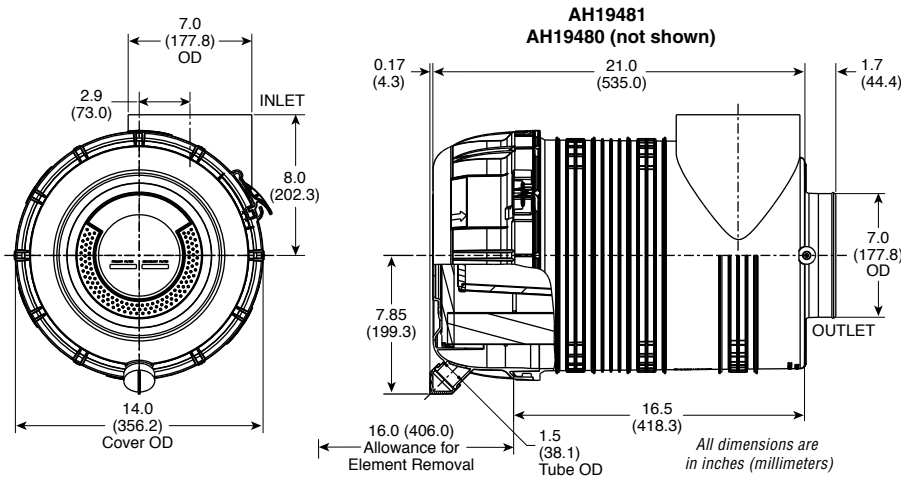
Ordering Information

Air Cleaners	
Part Number	Description
AH19480	OptiAir™ 1300 Series Air Cleaner – without Secondary Element – with Straight Outlet
AH19481	OptiAir 1300 Series Air Cleaner – with Secondary Element – with Straight Outlet

Accessories	
Part Number	Description
3936445 S	Mounting Bracket
2	No. of Brackets Required
3316663 S	Outlet Band Clamps
3946468 S	Weather Hood
3316613 S	Hump-Hose
3316576 S	90° Elbow
3316593 S	90° Reducing Elbow
3946326 S	Restriction Indicator

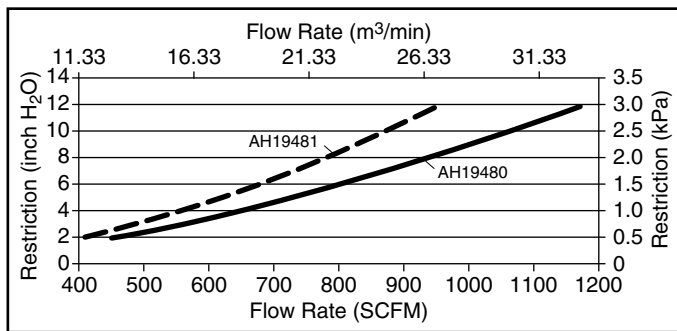
Service Parts	
Part Number	Description
AF26124	Primary Element
N/A	Magnum Primary Element
AF26125	Secondary Element
3946457 S	Dust Ejection Valve
3946467 S	Cover Assembly

Dimensions

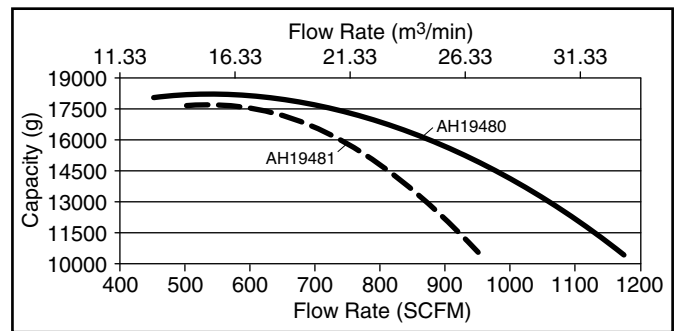


Performance

System Restriction vs Flow Rate

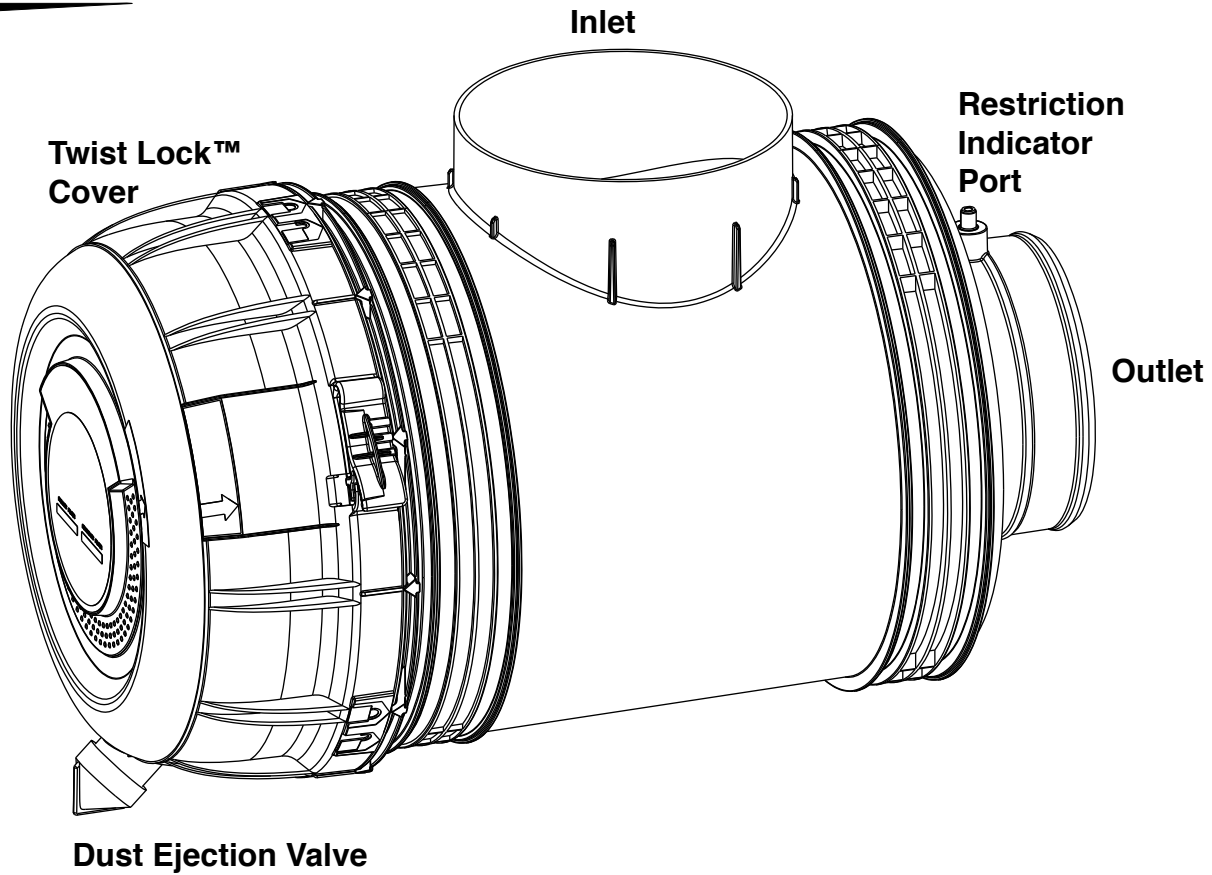


Typical System Capacity vs Flow Rate



Restriction		Flow Rate () = with Secondary		Typical Capacity () = with Secondary
in H ₂ O	kPa	CFM	m ³ /min	grams
6	1.5	798 (676)	22.60 (19.14)	16862 (16789)
8	2.0	935 (779)	26.48 (22.06)	15129 (15110)
10	2.5	1058 (870)	29.96 (24.64)	12965 (12950)
12	3.0	1171 (953)	33.16 (26.99)	10482 (10442)

ISO Coarse Dust
2.0 g/m³ Feed Rate
6.25 kPa (25" H₂O) Terminal Restriction



Specifications

Specification	AH19274
Length Overall	23.8" (603.7 mm)
Cover OD	14.1" (358.1 mm)
Flow, Min. (2" restriction)	612 CFM (17.3 m ³ /min)
Flow, Max. (12" restriction)	1503 CFM (42.6 m ³ /min)
Secondary Element	No
Housing Material	Plastic
Pre-cleaner Integral	No
Outlet	Straight

Dust Holding Capacity per Cummins® Specification

Specification	AH19274
Allowable Flow for 3 g/CFM	< 1263 CFM (35.8 m ³ /min)
Allowable Flow for 10 g/CFM	< 682 CFM (19.4 m ³ /min)
Allowable Flow for 25 g/CFM	< 338 CFM (9.6 m ³ /min)

Specifications subject to change without notice.

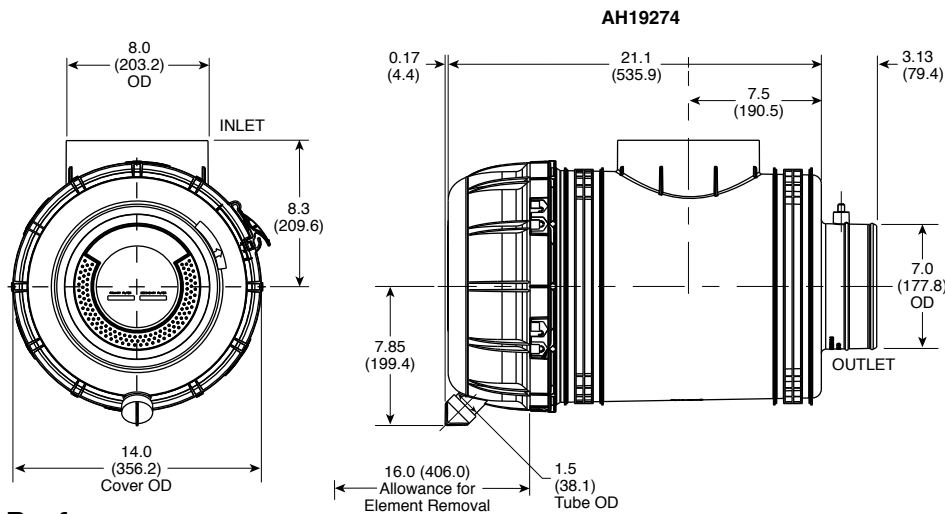
Ordering Information

Air Cleaners	
Part Number	Description
AH19274	OptiAir™ 1300 Series Air Cleaner – without Secondary Element – with Straight Outlet

Accessories	
Part Number	Description
3936445 S	Mounting Bracket
2	No. of Brackets Required
3316663 S	Outlet Band Clamps
3918213 S	Weather Hood
3316613 S	Hump-Hose
3316576 S	90° Elbow
3316591 S	90° Reducing Elbow
3946326 S	Restriction Indicator

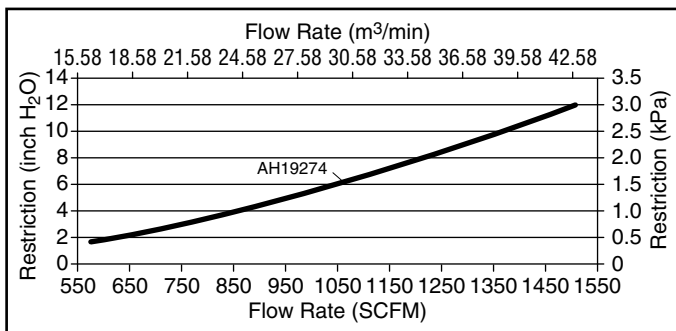
Service Parts	
Part Number	Description
AF25708	Primary Element
AF25708M	Magnum Primary Element
3946457 S	Dust Ejection Valve
Q760517	Cover Assembly

Dimensions

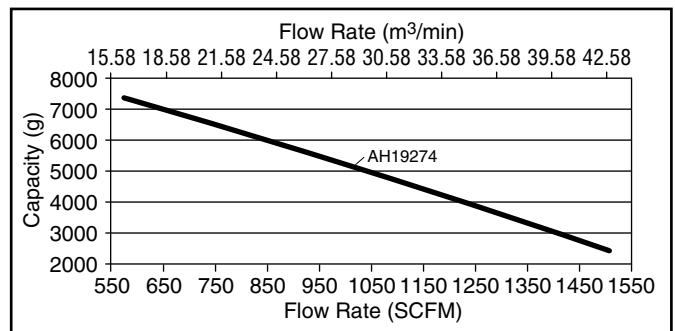


Performance

System Restriction vs Flow Rate



Typical System Capacity vs Flow Rate



Restriction		Flow Rate () = with Secondary		Typical Capacity () = with Secondary
in H ₂ O	kPa	CFM	m³/min	grams
6	1.5	1047	29.65	4956
8	2.0	1215	34.41	4055
10	2.5	1366	38.66	3227
12	3.0	1503	42.56	2452

ISO Coarse Dust
 2.0 g/m³ Feed Rate
 6.25 kPa (25" H₂O) Terminal Restriction

