

Specifications

Specification	AH55641
Length, Overall	20.5" (521 mm)
Width, Overall	9.5" (241.3 mm)
Height, Overall	10.9" (277.4 mm)
Flow, Min. at 2" H <sub>2</sub> O (0.5 kPa) Restriction	175 CFM (4.9 m <sup>3</sup> /min)
Flow, Max. at 12" H <sub>2</sub> O (3.0 kPa) Restriction	475 CFM (13.5 m <sup>3</sup> /min)
Secondary Element	Yes
Housing Material	Glass-filled Polyamide
Pre-cleaner	No
Inlet	Straight, 5" (127 mm)
Outlet	Straight, 4.0" (101.6 mm)

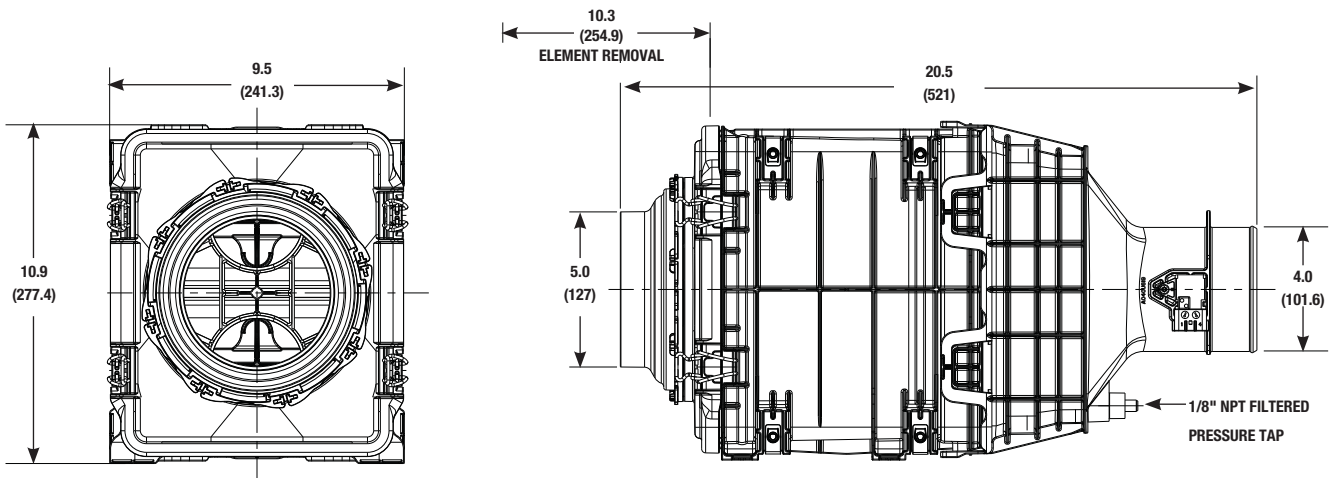
Specifications subject to change without notice.

Dust Holding Capacity per Flow Rate

Specification	Non Aspirated	
	CFM	m <sup>3</sup> /min
Maximum Flow for 10 g/CFM (357.1 g/m <sup>3</sup> /min)	150*	4.2*
Maximum Flow for 25 g/CFM (892.9 g/m <sup>3</sup> /min)	60	1.7

\*Requires pre-cleaner (Optional)

Dimensions



## Ordering Information

Air Cleaners	
Part Number	Description
AH55641	Direct Flow -Front Inlet -With TBAP Sensor

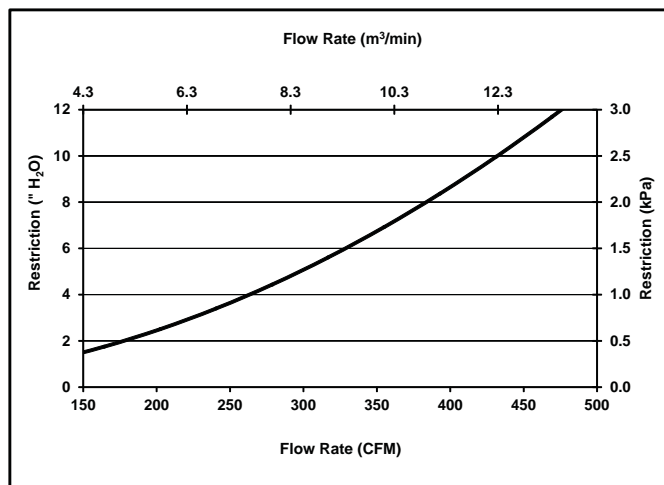
Service Parts	
Part Number	Description
AF55020	Primary Element
AF55320	Secondary Element
SP1042	Front Service Cover
SP1060	M6 Mounting Clips

Optional Accessories	
Part Number	Description
3316658S	4" Band Clamp
3316660S	5" Band Clamp
3316608S	4" Hump Hose
3316610S	5" Hump Hose
3316568S	4" 90° Elbow
3316570S	5" 90° Elbow
3316618S	5" to 4" Hump Hose Reducer
3946329S	Restriction Indicator

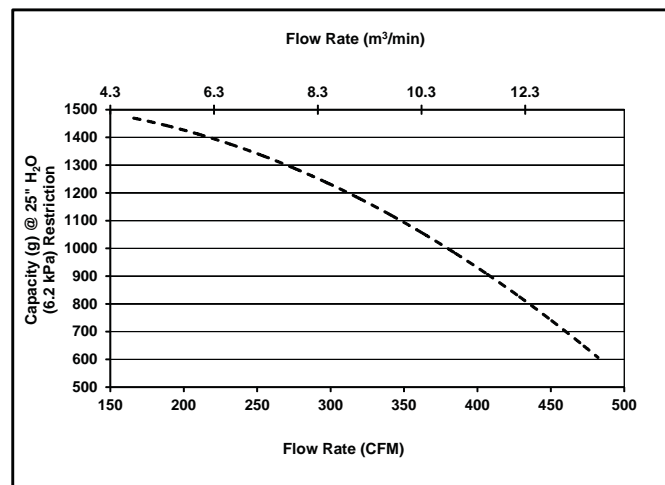
Additional sizes/shapes may be available. Refer to the Cummins Filtration catalog or website.

## Performance

### System Restriction vs Flow Rate



### System Capacity vs Flow Rate



Restriction		Flow Rate		Typical Capacity at 25" H <sub>2</sub> O (6.2 kPa) of Terminal Restriction Non Aspirated (g)
in H <sub>2</sub> O	kPa	CFM	m³/min	
4	1.0	260	7.4	1325
6	1.5	330	9.3	1150
8	2.0	382	10.8	988
10	2.5	433	12.3	813
12	3.0	475	13.5	638

ISO Fine Dust  
1.0 g/m<sup>3</sup> Feed Rate  
25" H<sub>2</sub>O (6.2 kPa)  
Terminal Restriction  
per ISO 5011