

## Specifications

Specification	AH55639
Length, Overall	16.9" (432.2 mm)
Width, Overall	8.1" (207.4 mm)
Height, Overall	7.2" (184.3 mm)
Flow, Min. at 2" H <sub>2</sub> O (0.5 kPa) Restriction	110 CFM (3.1 m <sup>3</sup> /min)
Flow, Max. at 12" H <sub>2</sub> O (3.0 kPa) Restriction	280 CFM (709 m <sup>3</sup> /min)
Secondary Element	Yes
Housing Material	Glass-filled Polyamide
Pre-Cleaner	No
Inlet	Straight, 4.05" (103.0 mm)
Outlet	Straight, 4.08" (103.7 mm)

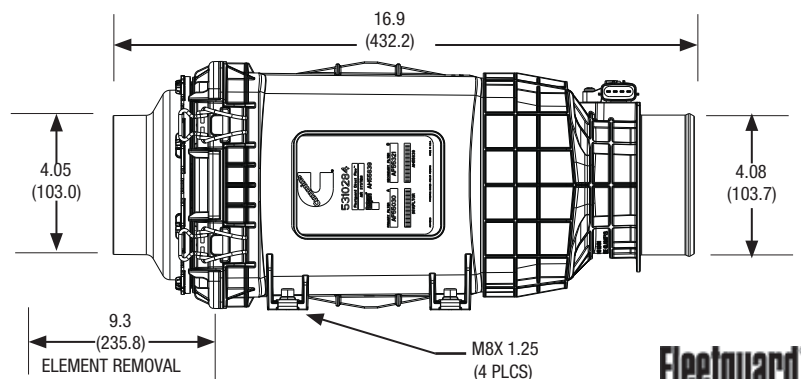
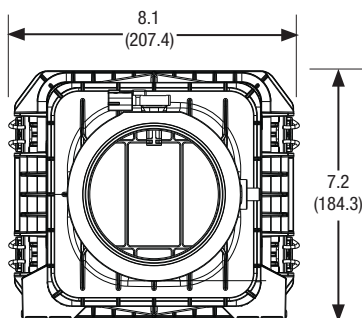
Specifications Subject to change without notice.

## Dust Holding Capacity per Flow Rate

Specification	Non Aspirated	
	CFM	m <sup>3</sup> /min
Maximum Flow for 10 g/CFM (357.1 g/m <sup>3</sup> /min)	75	2.1
Maximum Flow for 25 g/CFM (892.9 g/m <sup>3</sup> /min)	*N/A	*N/A

\*Requires Pre-Cleaner (Optional)

## Dimensions



**Ordering Information**

Air Cleaners	
Part Number	Description
AH55639	Direct Flow -Front Inlet -With TBAP Sensor

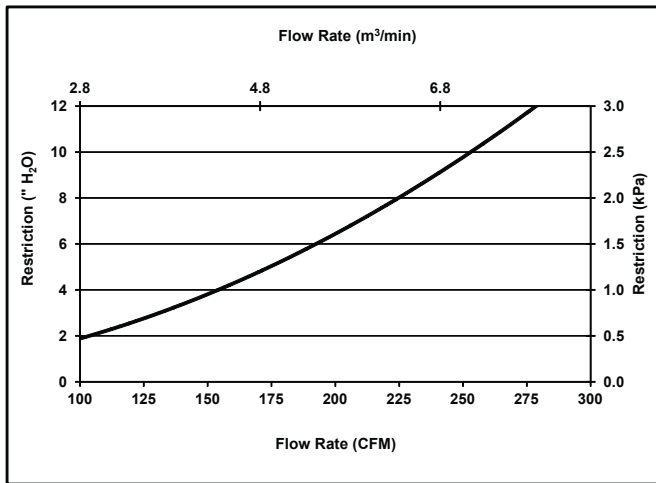
Service Parts	
Part Number	Description
AF55030	Primary Element
AF55321	Secondary Element
SP1080	Front Service Cover

Optional Accessories	
Part Number	Description
3316658S	4" Band Clamp
3316660S	5" Band Clamp
3316608S	4" Hump Hose
3316610S	5" Hump Hose
3316568S	4" 90° Elbow
3316570S	5" 90° Elbow
3316618S	5" to 4" Hump Hose Reducer
3946329S	Restriction Indicator

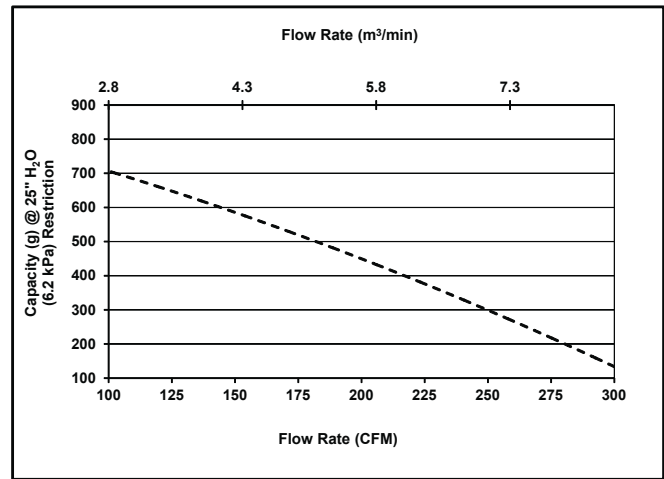
Additional sizes/shapes may be available. Refer to the Cummins Filtration catalog or website.

**Performance**

System Restriction vs Flow Rate



System Capacity vs Flow Rate



Restriction		Flow Rate		Typical Capacity at 25" H <sub>2</sub> O (6.2 kPa) of Terminal Restriction
in H <sub>2</sub> O	kPa	CFM	m³/min	Non Aspirated (g)
4	1.0	155	4.4	570
6	1.5	190	5.4	480
8	2.0	225	6.4	380
10	2.5	253	7.2	295
12	3.0	280	7.9	200

ISO Fine Dust  
1.0 g/m<sup>3</sup> Feed Rate  
25" H<sub>2</sub>O (6.2 kPa)  
Terminal Restriction  
per ISO 5011

